

Appendix 8

METEOROLOGICAL DATA

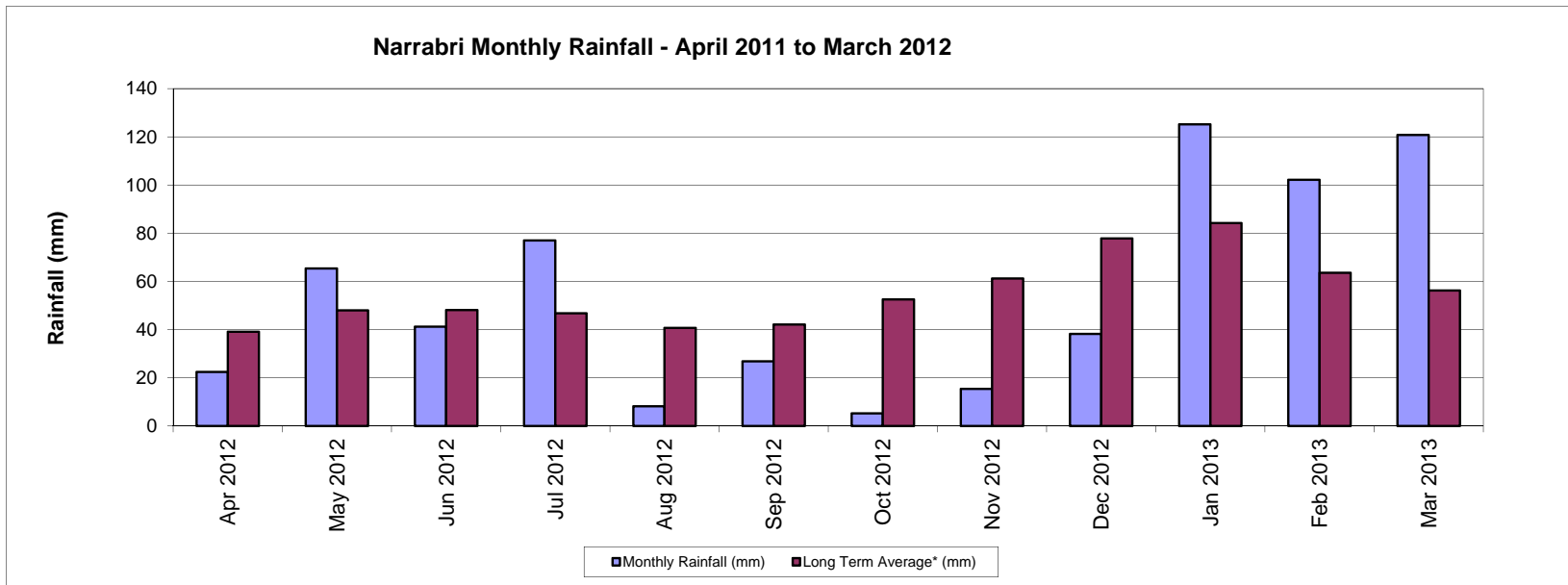
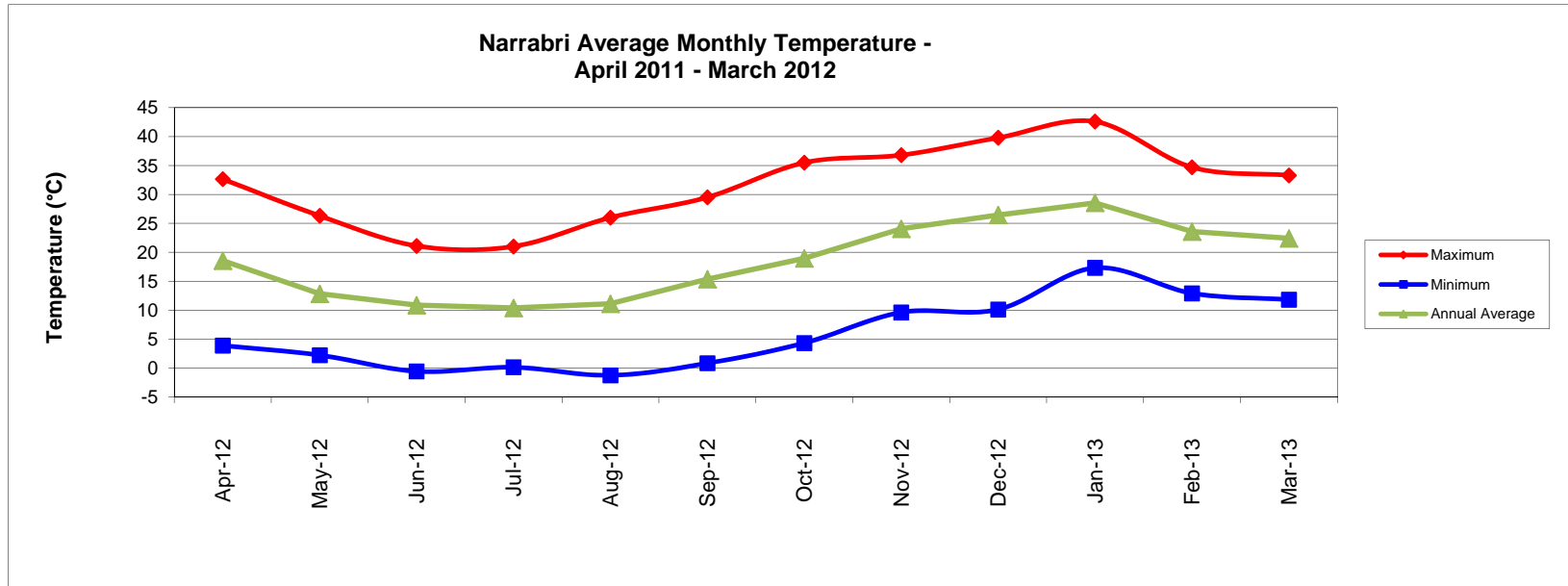
Narrabri Mine Average Monthly Results

Month	Minimum Air Temp (°C)	Average Air Temp(°C)	Maximum Air Temp (°C)	Minimum Relative Humidity (%)	Average Relative Humidity(%)	Maximum Relative Humidity (%)	Minimum Wind Speed (m/s)	Average Wind Speed (m/s)	Maximum Wind Speed (m/s)
Apr 2012	3.9	18.5	32.7	20.3	61.0	95.8	0.0	2.2	8.8
May 2012	2.2	12.8	26.3	18.1	59.6	97.3	0.0	1.8	9.4
Jun 2012	-0.6	10.9	21.1	25.7	74.9	98.9	0.0	2.7	10.2
Jul 2012	0.1	10.4	21.0	27.8	70.9	97.4	0.0	2.5	9.6
Aug 2012	-1.3	11.1	26.0	22.2	57.6	95.2	0.0	2.2	12.5
Sep 2012	0.8	15.3	29.5	11.5	50.0	98.0	0.0	2.2	12.4
Oct 2012	4.3	18.9	35.5	6.8	41.3	96.4	0.0	0.5	12.3
Nov 2012	9.6	24.1	36.8	8.7	44.0	95.5	0.0	2.5	12.2
Dec 2012	10.1	26.4	39.8	12.6	45.2	94.5	0.0	2.9	17.2
Jan 2013	17.3	28.5	42.6	7.9	47.0	97.1	0.0	3.1	14.8
Feb 2013	12.9	23.6	34.7	21.9	59.1	97.9	0.0	3.2	12.7
Mar 2013	11.8	22.4	33.3	16.2	61.2	97.8	0.0	2.9	15.1
Annual Average	5.9	18.6	31.6	17	56	97	0.0	2.4	12.3
Minimum	-1.3	10.4	21.0	7	41	95	0.0	0.5	8.8
Maximum	17.3	28.5	42.6	28	75	99	0.0	3.2	17.2

Month	Monthly Rainfall (mm)	Cumulative Rainfall (mm)	Long Term Average* (mm)	Number of Rain Days**	Long Term Average Rain Days*
Apr 2012	22.4	22.4	39.1	4	2.3
May 2012	65.4	87.8	48.0	4	2.6
Jun 2012	41.2	129.0	48.1	4	3.3
Jul 2012	77.0	206.0	46.8	8	3.2
Aug 2012	8.2	214.2	40.7	2	3.0
Sep 2012	26.8	241.0	42.1	2	3.0
Oct 2012	5.2	246.2	52.5	3	3.5
Nov 2012	15.4	261.6	61.2	3	3.9
Dec 2012	38.2	299.8	77.8	8	4.1
Jan 2013	125.2	425.0	84.2	7	3.7
Feb 2013	102.2	527.2	63.6	6	3.1
Mar 2013	120.8	648.0	56.2	4	2.8
Total	648.0	648.0	660.3	55	38.5

* Long term average is from Narrabri West Post Office (053030) 1891 - 2013

** ≥1mm



Daily Summary							April 2012		Narrabri Mine Weather Station		
Date	Min Temp (°C)	Ave Temp (°C)	Max Temp (°C)	Min RH (%)	Ave RH (%)	Max RH (%)	Rain (mm)	Min WS (m/s)	Ave WS (m/s)	Max WS (m/s)	
1/04/2012	13.2	21.3	29.7	20.3	46.0	72.7	0	0.0	2.8	5.9	
2/04/2012	15.7	22.9	30.8	25.2	47.0	73.2	0	0.0	2.2	5.8	
3/04/2012	11.8	22.5	31.5	21.8	46.5	81.3	0	0.0	2.3	6.0	
4/04/2012	15.7	24.1	32.7	27.1	44.9	65.2	0	0.0	1.1	3.9	
5/04/2012	16.2	23.7	30.7	32.5	52.0	76.1	0	0.0	1.3	4.5	
6/04/2012	16.3	22.1	29.4	35.5	58.6	79.3	0	0.0	1.1	4.5	
7/04/2012	15.5	22.5	30.1	36.4	58.1	81.4	0	0.0	1.0	5.5	
8/04/2012	16.8	23.3	31.9	26.5	61.7	90.4	7.2	0.1	1.4	8.6	
9/04/2012	14.0	18.1	24.1	26.0	50.1	87.9	0	0.3	2.7	5.8	
10/04/2012	10.5	14.5	19.7	21.8	42.6	67.0	0	2.9	4.8	7.9	
11/04/2012	5.9	14.1	21.8	36.8	55.5	76.2	0	1.6	5.3	8.8	
12/04/2012	8.7	16.2	24.1	31.8	60.0	89.1	0	2.6	4.8	7.4	
13/04/2012	10.2	17.4	25.0	22.8	53.0	83.5	0	1.0	3.3	5.3	
14/04/2012	13.3	19.1	25.6	35.2	55.1	75.3	0	1.2	2.7	4.6	
15/04/2012	17.1	21.4	27.0	42.8	56.3	68.7	0	0.6	2.3	4.8	
16/04/2012	16.4	19.1	26.3	49.5	74.1	88.9	0.6	0.4	2.6	5.8	
17/04/2012	13.9	16.8	20.5	65.8	79.9	91.4	0	1.3	3.0	6.6	
18/04/2012	13.4	18.6	25.7	43.2	75.1	95.0	1.2	0.1	1.5	4.1	
19/04/2012	13.4	19.1	27.4	35.8	71.6	94.9	0.2	0.0	1.4	4.7	
20/04/2012	12.1	19.2	28.2	29.8	63.4	90.7	0	0.0	0.8	3.7	
21/04/2012	12.8	19.8	29.0	28.1	56.8	82.5	0	0.0	0.9	3.3	
22/04/2012	12.5	20.8	30.2	25.4	53.8	80.0	0	0.1	1.2	4.7	
23/04/2012	16.6	17.9	21.0	50.8	85.5	95.5	9.6	0.0	0.7	4.1	
24/04/2012	10.3	17.2	22.7	39.5	73.0	95.0	0.2	1.2	2.7	7.1	
25/04/2012	3.9	10.5	17.3	38.1	64.7	91.0	0	0.0	1.8	5.5	
26/04/2012	4.2	12.3	20.9	40.1	67.0	94.1	0	0.0	1.2	4.6	
27/04/2012	9.5	15.0	21.9	44.0	66.9	84.9	0	0.0	1.3	3.6	
28/04/2012	12.6	15.0	18.1	70.6	82.2	92.0	3.2	0.2	2.4	4.6	
29/04/2012	9.8	16.0	23.5	25.5	67.1	95.8	0.2	0.9	3.5	6.8	
30/04/2012	9.3	15.6	22.9	33.4	63.0	91.5	0	1.1	3.8	5.7	
Average	12.4	18.5	25.7	35.4	61.0	84.4	0	0.5	2.2	5.5	
Maximum	17.1	24.1	32.7	70.6	85.5	95.8	9.6	2.9	5.3	8.8	
Minimum	3.9	10.5	17.3	20.3	42.6	65.2	0.0	0.0	0.7	3.3	
Total	0	0	0	0	0	0	22.4	0	0	0	

Daily Summary							May 2012		Narrabri Mine Weather Station	
Date	Min Temp (°C)	Ave Temp (°C)	Max Temp (°C)	Min RH (%)	Ave RH (%)	Max RH (%)	Rain (mm)	Min WS (m/s)	Ave WS (m/s)	Max WS (m/s)
1/05/2012	9.3	15.6	22.9	33.4	63	91.5	0	1.1	3.8	5.7
2/05/2012	9.7	16.3	24.6	33	59.6	83.5	0	0.1	2.1	4.7
3/05/2012	10.3	16.6	24.9	41.2	70.6	95.9	2	0.1	0.7	7.2
4/05/2012	10.8	15.8	21.3	60.2	86.9	97.2	24.6	0	0.8	4.5
5/05/2012	7.5	13.9	22.9	30.4	62.2	84.6	0	0	1.7	4.4
6/05/2012	5	12.5	20	35.4	60.5	87.3	0	0.1	2.2	4.4
7/05/2012	4.1	11.7	20.1	30.3	62.6	91.7	0	0	0.9	3.6
8/05/2012	6.4	12.8	21.6	27.1	60.5	87.3	0	0	0.7	3.8
9/05/2012	6.7	14	23.4	27.6	55.6	80.3	0	0	1.3	3.6
10/05/2012	5.4	15.2	26	23	51.6	83	0	0	1.4	3.1
11/05/2012	7.8	15.9	26.2	19.1	48.1	74.4	0	0	1.5	4.9
12/05/2012	6.3	15.7	26.3	24.9	51.4	79.2	0	0	1	4.4
13/05/2012	6.9	16	24.9	29.6	48.7	78.7	0	0.4	2	6.1
14/05/2012	3	10.6	17.3	30.3	52.6	80.8	0	0	1.9	6.1
15/05/2012	3	10.6	17.7	24.6	52.2	87.6	0	0.1	2.1	5
16/05/2012	3.9	10.4	18.9	20.3	47.6	71.4	0	0.1	2.6	5.3
17/05/2012	3.9	11.3	20.8	21.9	48.6	75.4	0	0	2.1	5.8
18/05/2012	4.5	11.8	21.6	24.9	55.5	88	0	0	1.3	4.1
19/05/2012	4.2	11.6	22.3	21.5	50	73.4	0	0	1.1	3.5
20/05/2012	2.5	11.5	21.9	18.1	45	70.2	0	0	0.8	3.8
21/05/2012	3.9	11.9	21	20.2	41.6	68.2	0	0.6	2.6	4.5
22/05/2012	3.5	12.7	22.1	31.9	58	90.9	0	0	0.8	5.8
23/05/2012	2.9	11.2	21.7	20.5	51.6	82.6	0	0	1	4.8
24/05/2012	2.2	11.5	23	19.6	48.2	73.4	0	0	0.5	4.7
25/05/2012	10.2	14.7	22.9	39.2	71.2	97.3	24.2	0	0.7	8.4
26/05/2012	5.6	11.6	15.9	56.9	80.7	95.6	14.4	1.3	3.8	9.4
27/05/2012	2.8	8.5	15.6	45.9	72.8	93.1	0	0	1.6	4.1
28/05/2012	4.5	10.3	16.6	50	72.8	91.8	0	0	1.2	5.1
29/05/2012	4.6	10.5	18	48.8	74.1	92.2	0	0.7	3.5	6.9
30/05/2012	6.2	12	19.8	44.9	73.9	90.5	0	2.3	4.3	6.9
31/05/2012	7.6	12.7	20.1	35.4	71	95.1	0.2	2.2	4.5	6.5
Average	5.7	12.8	21.4	31.9	59.6	84.9	24.6	0.3	1.8	5.2
Maximum	10.8	16.6	26.3	60.2	86.9	97.3	24.6	2.3	4.5	9.4
Minimum	2.2	8.5	15.6	18.1	41.6	68.2	0.0	0.0	0.5	3.1
Total							65.4			

Daily Summary							June 2012		Narrabri Mine Weather Station		
Date	Min Temp (°C)	Ave Temp (°C)	Max Temp (°C)	Min RH (%)	Ave RH (%)	Max RH (%)	Rain (mm)	Min WS (m/s)	Ave WS (m/s)	Max WS (m/s)	
1/06/2012	7.5	13.3	20.3	36.4	66.6	89.7	0	1.6	4	6.1	
2/06/2012	9.9	13.6	18	52	73.2	89.1	1.2	0.4	2.8	5	
3/06/2012	12.1	12.6	13	86.8	93.5	97.1	9.2	1.8	3.3	5.3	
4/06/2012	12	13.2	15.6	86.3	95.3	98.2	25.8	0	1.6	4.7	
5/06/2012	6.7	12	15.6	69	86.8	97.3	0.4	1.1	3.1	6.7	
6/06/2012	6	8.2	12	63.8	81.7	95.4	0.2	0	3	7.8	
7/06/2012	5.8	10.7	15.5	51.8	74.4	95.7	0	0	3.7	10.2	
8/06/2012	4.8	10.3	15.9	50.3	76	95.8	0	0	3	6.6	
9/06/2012	6.5	10.6	17.3	47.5	77.6	91.7	0.4	0	2	5.4	
10/06/2012	6	9.9	16.6	48.2	69.9	84.1	0	0.8	2.9	5	
11/06/2012	5.9	10.3	17.6	33.3	64.6	88	0	2.1	3.9	5.7	
12/06/2012	4.9	9.9	15.7	60.8	82.9	96.3	0	1.3	3.8	6.5	
13/06/2012	5.9	11.7	18.6	51.7	78	96.6	0.2	1.6	4	7.9	
14/06/2012	5.8	11.2	18.6	45.9	78.9	97.6	0	1.3	3.3	5.6	
15/06/2012	6	11.4	19.5	49.2	78.1	95.8	0.2	0	1.2	4.6	
16/06/2012	4.9	12.8	21.1	38.1	68.7	95.4	0.2	0	1.5	6.8	
17/06/2012	11.8	15.7	19.8	45.5	62.6	94.6	3	1.8	4.5	8.8	
18/06/2012	4.4	10.6	16.4	44.7	77.1	98.1	0.2	0	2	4.3	
19/06/2012	4.8	10.8	16.9	43.1	67	89.4	0	0	1.5	4.9	
20/06/2012	2.4	9.8	17.4	43.7	71.8	94.8	0	0	1.4	5.2	
21/06/2012	1.3	8	16.9	42.6	77.8	98.7	0	0	0.9	3.9	
22/06/2012	1	10	18.6	34.8	65.8	98.1	0	0	2	8.2	
23/06/2012	4.7	12.4	15.6	41.1	66	94.9	0	1.1	4.7	9.6	
24/06/2012	-0.2	6.8	13.1	47.9	75.2	98.9	0	0	1.2	4.9	
25/06/2012	-0.6	6.3	14.9	38.6	71.5	93.9	0	0	2.2	5.1	
26/06/2012	-0.5	7.5	18.2	25.7	68.3	97.8	0.2	0.1	1.6	4.7	
27/06/2012	3.7	9.7	18.3	31.7	67.5	92.3	0	0.1	3.2	5.2	
28/06/2012	8.2	11.1	15.4	65.1	81.8	95.2	0	1.6	4.3	7	
29/06/2012	8.6	12.8	19.1	47.2	71.8	91.3	0	1.4	3.9	7.6	
30/06/2012	6.2	12.3	19.4	51.2	75.8	94.7	0	0	1.1	4.1	
Average	5.6	10.9	17.0	49.1	74.9	94.6	25.8	0.6	2.7	6.1	
Maximum	12.1	15.7	21.1	86.8	95.3	98.9	25.8	2.1	4.7	10.2	
Minimum	-0.6	6.3	12.0	25.7	62.6	84.1	0.0	0.0	0.9	3.9	
Total	 	 	 	 	 	 	41.2	 	 	 	

Daily Summary							July 2012				Narrabri Mine Weather Station		
Date	Min Temp (°C)	Ave Temp (°C)	Max Temp (°C)	Min RH (%)	Ave RH (%)	Max RH (%)	Rain (mm)	Min WS (m/s)	Ave WS (m/s)	Max WS (m/s)			
1/07/2012	6.8	12.2	19.4	37.9	68.1	95.2	0	0	1.7	5.2			
2/07/2012	3.8	9.9	15.6	33	58.3	78.5	0	0	2.1	6.4			
3/07/2012	0.1	7.6	14.4	43.8	66.8	92.5	0	0.2	2.1	5			
4/07/2012	3.6	9.1	14.8	38.5	63.3	87.5	0	0	2.3	5			
5/07/2012	0.1	6.4	13.3	39.8	69.2	96.9	0	0	2.2	5.8			
6/07/2012	1.7	8.2	15.2	43.3	68.7	89.7	0	0.5	3.6	6.8			
7/07/2012	2.9	9.1	16.4	44.5	72.1	94	0.2	0.9	4.4	7.7			
8/07/2012	3.9	9.2	17.1	32.7	68.5	95.4	0	1.6	3.8	6.2			
9/07/2012	5.1	10.4	18.6	33.8	61.2	84.8	0	0.5	3.3	5.1			
10/07/2012	6	11.7	21	27.8	55.4	79.6	2.6	0.2	2.2	5.3			
11/07/2012	8.7	13.8	18.9	45.9	68	87.5	17.4	0.5	2	8.5			
12/07/2012	11.9	14.6	18.3	68.7	85.8	97	20.6	0.3	2.9	9.2			
13/07/2012	12.2	14.7	16.9	88.5	94.7	97.4	18.4	0	0.9	5.5			
14/07/2012	12.4	-	14.4	-	-	-	0.2	-	-	-			
15/07/2012	5.1	-	15	-	-	-	0.2	-	-	-			
16/07/2012	1.8	-	15.6	-	-	-	0	-	-	-			
17/07/2012	2.3	-	19.6	-	-	-	0	-	-	-			
18/07/2012	11.3	14.9	19.1	42.4	65.2	87.9	2.2	0	0.6	3.7			
19/07/2012	9.1	12.1	17.3	64.9	87.6	97.1	10.8	0	0.8	3.9			
20/07/2012	3.9	9.6	15	30.2	64.7	95	0.2	0	2.7	6.6			
21/07/2012	1.9	7.9	15.5	34.2	68.9	89.4	0	0.2	2.7	5.2			
22/07/2012	3.2	9.5	17	56.1	74.7	88.1	0	0.5	3.8	7.9			
23/07/2012	3.5	9.4	16.4	51	76.1	91	0	1.1	4	7.8			
24/07/2012	5.8	10.5	16.9	40.6	74.1	92.7	0	0.2	3.7	7.1			
25/07/2012	4.7	10.4	17.5	44.4	73.9	95.3	0.2	1	3	4.9			
26/07/2012	5.7	10.8	19	38.8	69.7	88.2	0.2	0.2	0.8	6.5			
27/07/2012	7.3	12.4	18.4	53.1	74	92.1	2.8	0	2.8	9.6			
28/07/2012	2.9	9.7	15.5	40	73.2	97.1	1	0	1.9	5.4			
29/07/2012	4.5	8.9	14.1	49.2	76.9	94.9	0	0	2.2	4.6			
30/07/2012	2.4	9.3	16.6	41	69.2	94.5	0	0	1.9	4.4			
31/07/2012	0.5	7.7	15.2	35.4	66.2	94.6	0	0	2.2	5.8			
Average	5.0	10.4	16.7	44.4	70.9	91.6	20.6	0.3	2.5	6.1			
Maximum	12.4	14.9	21.0	88.5	94.7	97.4	20.6	1.6	4.4	9.6			
Minimum	0.1	6.4	13.3	27.8	55.4	78.5	0.0	0.0	0.6	3.7			
Total							77.0						

Daily Summary				August 2012				Narrabri Mine Weather Station		
Date	Min Temp (°C)	Ave Temp (°C)	Max Temp (°C)	Min RH (%)	Ave RH (%)	Max RH (%)	Rain (mm)	Min WS (m/s)	Ave WS (m/s)	Max WS (m/s)
1/08/2012	1.3	7.4	14.6	43.8	65.9	85.2	0	0.9	2.7	5.9
2/08/2012	1.4	8.5	16.2	27.2	61.7	90.4	0	0.5	1.8	4.7
3/08/2012	-1.3	7.2	16	30.4	64	94.3	0	0	0.3	3.6
4/08/2012	1.9	8.6	17.2	29.6	61.9	87.8	0	0	1.8	5.3
5/08/2012	-0.7	8.9	19.3	22.9	58.2	92.3	0	0	1.4	5.6
6/08/2012	1.1	10	19.6	25.2	54.3	84.6	0	0	2.2	6.9
7/08/2012	5.6	11.5	18.8	26.5	49.9	69.4	0	0.2	2.3	7
8/08/2012	-0.2	8.1	17.4	27.6	59.4	87.9	0	0	1	3.9
9/08/2012	-0.9	8	18.8	23.7	60.1	91	0	0	0.9	4.7
10/08/2012	1.6	8.8	16.7	38.5	61.4	82.5	0	0	1.4	5.4
11/08/2012	1.6	8.7	15.2	31.7	55.3	82.2	0	0.4	3.3	8.2
12/08/2012	-0.1	9.5	16.7	38.7	58.8	90.3	0	0	2.5	7.8
13/08/2012	5.3	10.5	16.8	40	60.6	78.1	0	0.8	4.1	8.1
14/08/2012	3.3	10	18.7	34.9	65.3	89.8	0	0	1.8	4.8
15/08/2012	0.8	9.6	19.2	28.5	62.8	95.2	0	0	1.6	5.4
16/08/2012	2.9	12.8	21.7	22.2	47.5	82.4	0	0	2.9	7.6
17/08/2012	3.4	13	19.7	28.6	43.7	80.2	0	0.1	2.8	6.9
18/08/2012	2.1	12	20.1	22.9	47.1	86	0	0	4.7	11.7
19/08/2012	1.8	9.4	15.4	30.7	52.8	73.5	0	0.8	2.7	8
20/08/2012	3.1	10.6	18.1	30.1	57.2	90.3	0	0	0.9	4.5
21/08/2012	2.3	9.1	17.9	22.9	55.6	81.3	0	0	0.6	4.5
22/08/2012	4.8	12.8	21.5	39.3	57.1	74.5	0.6	0	0.7	8.6
23/08/2012	10.8	18.2	23.7	44.6	60.4	88.6	2	0	4.8	10.1
24/08/2012	16	20.1	26	39	61	92.9	5.4	1.9	6.3	12.5
25/08/2012	5	13.1	18.8	26.8	58.5	90.1	0.2	0	2.2	6.8
26/08/2012	3.5	12.3	19.9	29	53.8	83.8	0	0.1	1.7	6.2
27/08/2012	3.3	9.9	16.6	38.5	63.5	87.2	0	0	1.3	4.7
28/08/2012	2.1	10.3	20.3	29.5	60.5	88	0	0	1.2	4.9
29/08/2012	5	11.6	20.1	36.6	61	82.5	0	0	0.6	6.2
30/08/2012	5.1	15.6	23.5	36.3	58.8	86.7	0	0	3.2	8.7
31/08/2012	8.6	17.4	22.4	26.4	47.4	62.4	0	1.6	3.4	10.2
Average	3.2	11.1	18.9	31.4	57.6	84.9	X	0.2	2.2	6.8
Maximum	16.0	20.1	26.0	44.6	65.9	95.2	5.4	1.9	6.3	12.5
Minimum	-1.3	7.2	14.6	22.2	43.7	62.4	0.0	0.0	0.3	3.6
Total	X	X	X	X	X	X	8.2	X	X	X

Daily Summary						September 2012		Narrabri Mine Weather Station		
Date	Min Temp (°C)	Ave Temp (°C)	Max Temp (°C)	Min RH (%)	Ave RH (%)	Max RH (%)	Rain (mm)	Min WS (m/s)	Ave WS (m/s)	Max WS (m/s)
1/09/2012	4.2	10.4	17.9	24.8	48	72.6	0	0.9	2.3	6.4
2/09/2012	2.1	9.4	16.5	20.4	50.8	90.8	0	0	2.3	5.4
3/09/2012	0.8	9.9	20.1	23.6	50.9	79.5	0	0	1.1	3.6
4/09/2012	1	11.2	21.6	22	48.9	79.3	0	0	0.2	2.8
5/09/2012	2.7	12.4	23.1	18.8	46	75.4	0	0	0.6	5.5
6/09/2012	3.9	15.7	23.8	25.1	43.3	70.3	0	0	5.1	11.1
7/09/2012	13.1	19.4	25.3	27.6	44	57.3	0	2	6.6	10.7
8/09/2012	4.4	15.9	22.9	20.5	37.3	62.1	0	0.3	3.8	8.7
9/09/2012	2.1	11.5	19.8	27.5	49.3	76.6	0	0.2	2.3	6.6
10/09/2012	2.4	12.2	20.7	28.6	55	87.9	0	0	1.8	6.7
11/09/2012	5.6	14.5	23.5	34.5	57.7	80.3	0	0	1.2	7
12/09/2012	9.6	16.6	25	30.8	56.5	79	0	0	1.3	6.1
13/09/2012	8.7	17.4	26	24.6	52.6	81.6	0	0	2.7	8.7
14/09/2012	4	17.2	27.1	18.1	49	85.8	0	0	4.6	12.4
15/09/2012	1.6	11	19.1	19.6	47.7	87.3	0	0	2.4	5.6
16/09/2012	2.8	12.9	22.7	22.2	44.9	71.3	0	0	0.9	3.4
17/09/2012	7.9	14.6	22.4	32.9	56.9	75.5	0	0	0.9	7.9
18/09/2012	8.3	15.1	22.3	34.4	58.9	80.7	0	0	1.5	7.6
19/09/2012	8.8	15.2	23.8	29.4	66.1	94	2	0.1	0.3	7.2
20/09/2012	6.4	14.5	24.2	19.7	62	98	0.4	0	1.1	5.8
21/09/2012	8	18	28.6	18.8	44.7	75.6	0	0	0.3	5.1
22/09/2012	14.4	20.1	28	29.3	50.9	74.9	0	0.2	1.2	6
23/09/2012	6.5	16.5	24.8	17.9	44.5	79.5	0	0	1.8	5.4
24/09/2012	5.9	17.8	28.7	15.3	39	71.9	0	0	1.3	5.4
25/09/2012	10.1	18.2	25.2	19.1	33.4	56.9	0	0.2	2.9	7.4
26/09/2012	4.9	15.6	25.9	11.5	39.5	72.1	0	0.1	2.6	5.9
27/09/2012	10.1	17.5	26	22.8	52.4	82.2	0	0	0.8	6.6
28/09/2012	10.3	18.7	27	34	54.7	75.4	0	0	2	7.3
29/09/2012	12.5	23.3	29.5	28.9	42.8	76.3	0	0.8	6.3	10.3
30/09/2012	11.2	17.4	23.5	38	70.8	97.2	24.4	1.7	3.6	7.5
Average	6.5	15.3	23.8	24.7	50.0	78.2	26.8	0.2	2.2	6.9
Maximum	14.4	23.3	29.5	38.0	70.8	98.0	24.4	2.0	6.6	12.4
Minimum	0.8	9.4	16.5	11.5	33.4	56.9	0.0	0.0	0.2	2.8
Total	6.5	15.3	23.8	24.7	50.0	78.2	26.8	0.2	2.2	6.9

Daily Summary							October 2012				Narrabri Mine Weather Station		
Date	Min Temp (°C)	Ave Temp (°C)	Max Temp (°C)	Min RH (%)	Ave RH (%)	Max RH (%)	Rain (mm)	Min WS (m/s)	Ave WS (m/s)	Max WS (m/s)			
1/10/2012	4.3	12.9	19.8	24	47.7	88.4	0	1.3	0.1	4.4			
2/10/2012	5	14	22.9	20.8	50	83.6	0	2.1	0.2	4.7			
3/10/2012	9.1	15.9	23	26.9	52.9	82.6	0	3.7	1.8	6			
4/10/2012	9.2	17.1	26.2	25.2	51.8	75.1	0	1	0	4.2			
5/10/2012	7.8	18.8	28.7	18.9	46.4	82.8	0	1.8	0	6.4			
6/10/2012	10.2	22.8	32.5	15.5	34.9	71.4	0	3	0	7.4			
7/10/2012	20	26.3	33.5	13	23.3	31.1	0	5	2.9	8.6			
8/10/2012	11.4	19.5	25.6	12.8	32	66.1	0	3.1	0	6.2			
9/10/2012	7.8	16.5	25.3	17.4	41.3	77.6	0	1.9	0.3	5.9			
10/10/2012	6.3	17.5	26.2	18.3	34.9	66.1	0	1.9	0	7.4			
11/10/2012	10.2	19.5	29.6	15.7	35.3	59.3	0	1.3	0.1	8.7			
12/10/2012	7.8	14.6	21	28.6	55.3	87.3	1.8	2.5	0	7.9			
13/10/2012	5.5	10.5	16.4	39.1	63.7	94.9	2	3.7	0.1	9.9			
14/10/2012	4.5	14	21.8	19.9	48.7	85.3	0	2.6	0.2	6.8			
15/10/2012	4.3	14.7	22.6	23.1	45.5	79.9	0	2.4	0	6.1			
16/10/2012	9.2	17.3	26.4	16.5	42.4	72.7	0	1.6	0.2	4.4			
17/10/2012	7.3	19.3	29	20.6	43.1	69.8	0	3	0	8.2			
18/10/2012	16.6	25.3	33.8	11.2	28.8	49.4	0	4	1.1	9.5			
19/10/2012	11.5	22.4	33.6	12.5	32.1	71.1	0	2.2	0.6	6.4			
20/10/2012	13.5	23.4	32	18.5	37.1	58.6	0	1.6	0	7			
21/10/2012	18.5	28.2	35.5	6.8	21.7	49.2	0	3.7	2	9.8			
22/10/2012	15.9	20.6	29.2	22.2	44.3	85.5	1	1.4	0	12.3			
23/10/2012	11.4	19.3	27.8	8.7	47	96.4	0	2.8	0	11.6			
24/10/2012	9.1	16.6	24	19.4	38.5	60.8	0	5.7	2.3	10.1			
25/10/2012	9.1	18.6	29.4	12	35.3	65.7	0	2.6	0	5.8			
26/10/2012	8.7	21.6	31.5	16.7	33.9	57.4	0	3.4	0	8.7			
27/10/2012	15.9	23.7	33.3	16.1	32.6	78.6	0	1.9	0.1	7.6			
28/10/2012	12.6	18.6	25.7	14.4	34	77.7	0	3	0.5	7.4			
29/10/2012	12.1	19.8	26.7	23	41.6	70	0	4.2	1.1	7			
30/10/2012	12.6	19.2	24.6	31.8	46.5	66.8	0	1.8	0.3	4.4			
31/10/2012	9.1	18.6	23.8	33.6	58.3	77.1	0.4	0	1.6	6.2			
Average	10.2	18.9	27.1	19.5	41.3	72.2	0.4	2.6	0.5	7.3			
Maximum	20.0	28.2	35.5	39.1	63.7	96.4	2.0	5.7	2.9	12.3			
Minimum	4.3	10.5	16.4	6.8	21.7	31.1	0.0	0.0	0.0	4.2			
Total							5.2						

Daily Summary				November 2012				Narrabri Mine Weather Station		
Date	Min Temp (°C)	Ave Temp (°C)	Max Temp (°C)	Min RH (%)	Ave RH (%)	Max RH (%)	Rain (mm)	Min WS (m/s)	Ave WS (m/s)	Max WS (m/s)
1/11/2012	9.6	21.5	31.9	19.8	48.3	87.8	0	0	0.5	4.7
2/11/2012	14.2	25.7	35	14.1	32.9	60.7	0	1.1	3.2	9.4
3/11/2012	13.8	21.2	28.6	12.4	30.1	51.3	0	0.2	3.9	7.8
4/11/2012	13.4	20.1	27.1	30.5	46.8	65.9	0	0.2	3.3	7
5/11/2012	15.5	22.6	30.5	24.3	44.7	64.3	0	0	0.5	6.9
6/11/2012	17.7	24.8	32.8	24.1	43	63.7	0	0	2.7	8.2
7/11/2012	16.9	26.6	34	19.5	37.1	60	0	0.5	3.7	9
8/11/2012	21.3	26	32.2	20.9	39.4	68.2	0	0	4	10
9/11/2012	19.1	23.6	29.9	35.1	61.6	88.4	0.2	0.1	2.7	9.8
10/11/2012	19	22.8	30.4	27.4	68.1	95.5	1.2	0	0.9	6.1
11/11/2012	15.5	20.5	25.7	30.7	45.3	66.1	0.4	0.1	3.8	9.2
12/11/2012	11.4	19.7	27.4	21.6	44.5	75.4	0	1.9	4.9	7.9
13/11/2012	11.9	21.6	30.2	19.6	37.4	64.4	0	0.2	0.2	5.2
14/11/2012	14.6	24.7	33	17.2	34.1	50	0	0	3.5	9.6
15/11/2012	17.7	26.6	35	15.1	35.1	66.8	0	0.1	2.1	8.9
16/11/2012	15.8	26.7	36.1	11.4	32.4	74.5	0	0.4	2	7
17/11/2012	16.9	22.9	28.6	18.7	37.7	88.2	0.4	0.2	3.1	9.8
18/11/2012	14.3	22.6	32.6	22	57.4	91.7	0.2	0.2	3.2	8.8
19/11/2012	15.7	23.4	32.2	12.5	44.2	86.6	0	0.8	2.9	6.3
20/11/2012	10.8	21.9	30	8.7	24.6	47.7	0	0.3	3.8	10.1
21/11/2012	12.6	20.8	28.9	25.1	43	68.9	0	3.8	6.3	9.7
22/11/2012	13.4	23.1	32.7	19.5	39.3	65.6	0	0.3	0.7	6.3
23/11/2012	16	26.7	36.8	10.5	32.2	55.9	0	0	1.8	9.4
24/11/2012	15.1	25.1	34.5	21.6	48	75.6	0	0.1	3.7	8.7
25/11/2012	18.7	26.4	34.4	21.9	44.6	70.7	0	0	1.1	7.7
26/11/2012	20.7	27.8	35.6	22	43.4	60.9	0	0	2	6.7
27/11/2012	21.1	28.2	35.4	27.4	45	78.9	0	0	1.1	12.2
28/11/2012	19.4	25	31.5	33.6	62	93.5	4.2	0.2	0.9	8.2
29/11/2012	19.1	25.6	34.8	30.7	60.5	93.9	8.6	0	1.7	11.1
30/11/2012	18.6	27.6	36.6	25.4	56.9	91.9	0.2	0	1	7.1
Average	16.0	24.1	32.1	21.4	44.0	72.4	X	0.4	2.5	8.3
Maximum	21.3	28.2	36.8	35.1	68.1	95.5	8.6	3.8	6.3	12.2
Minimum	9.6	19.7	25.7	8.7	24.6	47.7	0.0	0.0	0.2	4.7
Total	X	X	X	X	X	X	15.4	X	X	X

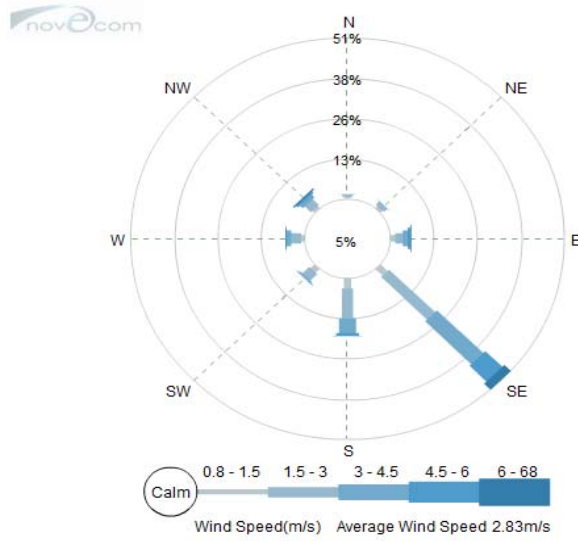
Daily Summary				December 2012				Narrabri Mine Weather Station		
Date	Min Temp (°C)	Ave Temp (°C)	Max Temp (°C)	Min RH (%)	Ave RH (%)	Max RH (%)	Rain (mm)	Min WS (m/s)	Ave WS (m/s)	Max WS (m/s)
1/12/2012	27.9	35.1	39.6	20.1	29.7	48.4	0	0.1	2.7	7.4
2/12/2012	-	-	-	-	-	-	10	-	-	-
3/12/2012	29.6	34.8	39.8	21	29.2	40.4	0	0.9	2.6	7.5
4/12/2012	22.2	26.9	32.3	36.3	60.6	87.5	4.4	0.4	3.7	8.6
5/12/2012	16.7	24.6	29.8	14.1	27	57.2	0	1.2	3.8	7.8
6/12/2012	18.5	23.6	27.4	15.7	22.3	33.7	0	1.9	4.4	8.4
7/12/2012	10.1	22.6	31.5	14.9	28.6	64	0	0.3	2	5.6
8/12/2012	15.6	25	32.7	19.7	35.5	60.9	0	0	0.5	5.8
9/12/2012	19.2	26.9	33.6	24.1	39.8	65.1	0	0.5	3.2	9.1
10/12/2012	20.1	27.5	35.9	22.7	44.7	73.5	2.8	0.6	3.1	12
11/12/2012	16	23.3	31.6	32.2	58.7	85.6	0	3.7	6.7	11.7
12/12/2012	16	23.1	30.9	28.3	53.8	78.4	0	2.2	5.9	10.7
13/12/2012	16.4	24.1	31.4	19.2	43	74	0	1.8	4.2	8.1
14/12/2012	16	24.9	32.6	15.4	36.4	71.2	0	0.4	3	6.3
15/12/2012	15.7	26.4	35	13.5	31.3	55.7	0	0	0.7	5.1
16/12/2012	22.3	27.9	34.3	18.3	29.5	41.9	0	0	2.7	9.2
17/12/2012	21.1	29.5	38.1	15.7	32.4	54.7	0	0.4	1.6	7.7
18/12/2012	22.1	30.2	38.2	12.6	28.2	48.8	0	0.9	2.4	7.3
19/12/2012	-	-	-	-	-	-	0	-	-	-
20/12/2012	20.9	27.4	31.1	35.1	53.5	89.1	2.6	0.1	2.8	17.2
21/12/2012	22.9	28.8	31.9	39.5	52.1	92.3	3.2	0.3	3.6	8
22/12/2012	21.1	25.3	34.7	34.7	65.9	88.1	1.2	0.4	1.3	8.5
23/12/2012	18.7	24.7	33.4	34	66.7	91.5	1.4	0.6	1.1	8.2
24/12/2012	19.7	27.2	34	27.5	53.8	88.1	0.2	0.1	1.1	7.5
25/12/2012	20.4	28.9	35.7	26.5	45.8	71.7	0	0	3.2	7.5
26/12/2012	19.3	25.6	34.3	33	64.6	93.6	12.2	0.7	2.5	13.4
27/12/2012	17.1	21.7	28.8	40.2	67.4	92.6	0.2	1	5.6	10
28/12/2012	15.4	23.5	31.4	27	51	77.8	0	0.2	3.1	7.7
29/12/2012	20.6	24.6	30	44.2	60.9	81.2	0	0	4.4	9.3
30/12/2012	16.8	25.6	34.1	23.1	54.9	94.5	0	0	1.6	5.3
31/12/2012	19.4	27	34.8	24	43.3	69.3	0	0.3	1.7	6.1
Average	19.2	26.4	33.4	25.3	45.2	71.4	X	0.7	2.9	8.5
Maximum	29.6	35.1	39.8	44.2	67.4	94.5	12.2	3.7	6.7	17.2
Minimum	10.1	21.7	27.4	12.6	22.3	33.7	0.0	0.0	0.5	5.1
Total	X	X	X	X	X	X	38.2	X	X	X

Daily Summary							January 2013				Narrabri Mine Weather Station		
Date	Min Temp (°C)	Ave Temp (°C)	Max Temp (°C)	Min RH (%)	Ave RH (%)	Max RH (%)	Rain (mm)	Min WS (m/s)	Ave WS (m/s)	Max WS (m/s)			
1/01/2013	19.9	28.2	36	24.7	43.4	70.6	0	0.2	1.5	4.8			
2/01/2013	23.3	29.4	36.8	21.8	35.6	52.5	0	1.2	4.3	7			
3/01/2013	21	31.3	40.2	10.2	28.1	54	0	0.4	1.6	8			
4/01/2013	19.4	28.4	37.4	21.2	45.9	73.7	0	0.2	3.1	9.2			
5/01/2013	20.8	29.3	37.4	22.8	44.3	67.8	0	0	0.8	5.2			
6/01/2013	23.5	30.1	37.1	23.6	38.5	53.6	0	0	2	7.1			
7/01/2013	22.8	31.2	39.3	10.3	33.4	63.3	0	0.1	0.8	7			
8/01/2013	20.8	29.4	37.6	15.7	34.5	63	0	0.3	0.6	4.7			
9/01/2013	22.6	29.2	35.4	20.7	35.1	57.3	0	3.3	5.8	8.2			
10/01/2013	22.3	31.7	39.7	9.9	22.5	33.9	0	1.4	5.2	11.4			
11/01/2013	17.3	28.5	39.5	7.9	33.5	76.7	0	0.3	1.7	8.1			
12/01/2013	20.9	31.3	40.1	20.9	42.2	70.5	0	0.2	2.3	9.4			
13/01/2013	26.9	34.8	42.6	15.7	37	69.4	6.4	0.4	4.8	10.9			
14/01/2013	23.3	30.9	42.4	22.9	50.7	76.2	5	0.1	3.1	14.8			
15/01/2013	19.9	25.5	32.9	32.2	59.5	84.4	0	2.3	7	11.9			
16/01/2013	18.2	25.3	33.5	30.3	45.7	60.8	0	0	1.9	8.5			
17/01/2013	21.2	28.5	35	27.5	43.6	66.8	0	0.6	2.9	6.3			
18/01/2013	23.9	31.4	38.9	20.5	34.7	51.4	0	1.1	3.5	8.1			
19/01/2013	27.2	34.4	41.9	17.7	30.1	66.9	3.2	0.6	4.8	9.6			
20/01/2013	24.4	28.4	34.1	36.7	58.5	77.4	0.2	0.7	5.2	10.3			
21/01/2013	20.4	25.7	31.5	43.1	61.1	79	0	2	4.7	7.1			
22/01/2013	20.1	27.9	36.3	25.6	51.9	79.5	0	0.1	2.3	8			
23/01/2013	22.5	26.5	34.4	33.9	59.4	83.6	3.6	0.4	0.3	12.3			
24/01/2013	20.6	27.4	36	20.8	48.4	79.6	0.6	0.1	2.4	11.6			
25/01/2013	21.2	27.2	35	26.2	50.8	72.2	0	1.1	4.4	10.7			
26/01/2013	21.1	28.9	36.2	24.1	45.7	71.8	0	0.3	2.4	6.4			
27/01/2013	23.2	27.1	34.5	33.3	59.7	92.2	1.8	0	2.2	6.7			
28/01/2013	21.3	23.4	27.4	64.4	83.8	94.1	3.4	1	4.7	8.3			
29/01/2013	20	20.8	22.7	79.2	92.1	96.1	100.4	2.5	6.9	12.9			
30/01/2013	19.4	25.7	33.5	27.4	65	97.1	0.6	0.7	2.3	6.4			
31/01/2013	18.1	27.1	35.2	19.2	42	69.4	0	0	1.4	5.5			
Average	21.5	28.5	36.1	26.1	47.0	71.1	100.4	0.7	3.1	8.6			
Maximum	27.2	34.8	42.6	79.2	92.1	97.1	100.4	3.3	7.0	14.8			
Minimum	17.3	20.8	22.7	7.9	22.5	33.9	0.0	0.0	0.3	4.7			
Total							125.2						

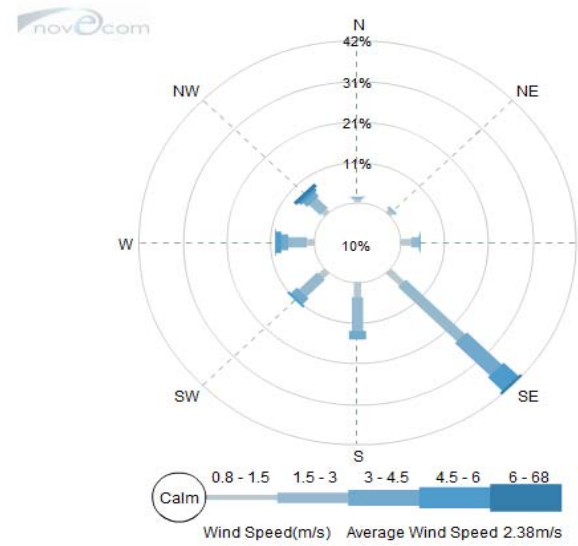
Daily Summary							February 2013		Narrabri Mine Weather Station		
Date	Min Temp (°C)	Ave Temp (°C)	Max Temp (°C)	Min RH (%)	Ave RH (%)	Max RH (%)	Rain (mm)	Min WS (m/s)	Ave WS (m/s)	Max WS (m/s)	
1/02/2013	19.4	27	34.7	25.3	56.9	88.4	23.6	0	0.2	6.2	
2/02/2013	16.8	24.3	32.1	45.1	73.8	97.9	53	1	2.7	12.1	
3/02/2013	15.5	18.8	23.1	51	63.6	91.3	0	0.1	3.4	8.1	
4/02/2013	12.9	19	25	34.5	57	81.7	0	2.2	4.8	8.6	
5/02/2013	13.9	21.8	29.2	26.9	54.4	84.3	0	1.6	4.8	8.6	
6/02/2013	16.1	22.8	29.3	25.9	53.7	79.6	0	1.6	4.2	7	
7/02/2013	16.5	23.3	30.1	21.9	51.1	80.9	0	0.6	3.1	5.7	
8/02/2013	16.4	23.8	31	25.4	49	78.5	0	0.1	1.8	4.9	
9/02/2013	16.2	24.9	32.5	24.1	48.6	83	0	0	0.7	5	
10/02/2013	19.4	26.1	33	23.3	47.9	71.2	0	0	1.3	7.2	
11/02/2013	20.2	27.1	34.4	31.2	52.1	78.8	0	0.1	2.7	7.1	
12/02/2013	18.5	23.2	31	46.1	71.6	94.7	15	0.2	2.3	12.7	
13/02/2013	17.9	23.6	30.5	40.8	70.7	95.1	0.2	0.4	3.6	7.7	
14/02/2013	17.4	23	28.8	35.6	59.8	86	0	2.4	4.6	6.6	
15/02/2013	15.8	22.9	29.5	30	52.3	77.9	0	0.5	3.6	6.9	
16/02/2013	18.2	23	29	40	62.6	78.6	1.4	0.2	2.3	6.7	
17/02/2013	17.7	23.7	30.3	33.8	56.3	82.7	0	1.4	3.7	8.3	
18/02/2013	16.5	23.1	29.3	33.6	53.7	80.2	0	2.9	4.5	7.4	
19/02/2013	15.7	23.6	30.1	29.6	51	79.9	0	0.2	2.7	5.1	
20/02/2013	17.2	24.4	31.6	28.6	51.4	78.4	0	0.9	4.4	8.3	
21/02/2013	17.4	24	30.8	35	54.1	81.6	0	1.4	5.2	9.9	
22/02/2013	17.6	24	30.9	30.2	52.9	82.5	0	2.2	6.5	10.1	
23/02/2013	16.4	22.4	27.9	38.5	58.4	80.8	0	2	7.9	11.4	
24/02/2013	18	20.6	24.9	70.1	84.1	92	7.2	0.6	3.7	9.2	
25/02/2013	17.8	25.4	33.7	33.4	64.5	95.8	0	0	1.9	6.9	
26/02/2013	20.3	24.4	32	41.9	70.5	91.9	1	0	1.6	6.5	
27/02/2013	20.2	24.4	30.5	41.4	71.5	91.7	0.6	0.3	1.9	5.2	
28/02/2013	19.8	25.6	31.5	34.1	60	91.2	0.2	0	0.4	4.2	
Average	17.3	23.6	30.2	34.9	59.1	84.9	X	0.8	3.2	7.6	
Maximum	20.3	27.1	34.7	70.1	84.1	97.9	53.0	2.9	7.9	12.7	
Minimum	12.9	18.8	23.1	21.9	47.9	71.2	0.0	0.0	0.2	4.2	
Total	X	X	X	X	X	X	102.2	X	X	X	

Daily Summary				March 2013				Narrabri Mine Weather Station		
Date	Min Temp (°C)	Ave Temp (°C)	Max Temp (°C)	Min RH (%)	Ave RH (%)	Max RH (%)	Rain (mm)	Min WS (m/s)	Ave WS (m/s)	Max WS (m/s)
1/03/2013	21.4	25.1	29.9	47.5	63.2	83.1	0	0	3.6	7.7
2/03/2013	17.3	19.7	23.2	84	93.7	97.8	93.6	0	2.5	10.5
3/03/2013	16.6	18.6	21.8	65	76.6	84.8	0.4	5.5	8.7	15.1
4/03/2013	16.7	19.8	24.1	67.4	81.4	93.2	5.6	4.2	6.4	10
5/03/2013	17.7	22.5	28.7	44	67.5	87.4	0	3.3	5.6	8.5
6/03/2013	16.3	22.3	28.4	40.8	62.7	84.5	0	2	5	7
7/03/2013	15.1	22.3	28.7	36.8	58.2	85.8	0	0.4	2.3	4.6
8/03/2013	16.2	22.4	28.3	34.8	58.6	85.1	0	0	2.5	5
9/03/2013	16.6	22.7	28.9	37.3	59.3	81.9	0	0.2	2.5	4.6
10/03/2013	17.3	23	28.7	37.4	60.7	85.3	0	0.1	3	5.6
11/03/2013	17.8	22.6	28.3	39.8	60.3	77.4	0	0	2.1	4.5
12/03/2013	16.7	22.7	28.6	37.7	59.9	84.3	0	0.7	2.6	5.6
13/03/2013	16.2	22.3	29.2	33.2	57	79.3	0	0	1.1	6
14/03/2013	16.4	21.9	28.6	32.5	57.2	80.1	0	0	2.2	5.1
15/03/2013	14.2	23	30.7	34.3	56.1	82.2	0	0	2.4	5.4
16/03/2013	17.8	24.2	30.9	36.3	59.6	83.3	0	0.2	2.9	5.3
17/03/2013	17.5	25.6	33.3	31.7	56	87.7	0	0.1	1.6	7.7
18/03/2013	16.6	21.7	26.2	18.5	36.5	58	0	1	4.5	10.2
19/03/2013	11.8	19.7	27.5	31	51.4	74.1	0	0.2	3.3	6.6
20/03/2013	14.6	21.1	28.5	28.7	54.6	77.7	0	0.6	3	6.1
21/03/2013	14.4	22.2	29	25.6	49.2	77.8	0	0	1.4	4.7
22/03/2013	14.4	22.4	29.3	36.9	55.3	76.9	0	0	2	7.6
23/03/2013	18.6	22.9	28.8	49.9	71.1	96.8	16.6	0.1	4.1	9
24/03/2013	18.1	22.8	29.1	58.8	79.5	93.8	4	0	1.5	8.1
25/03/2013	18.4	24.2	31.9	29.5	65.7	96.5	0.2	0	1.4	4.3
26/03/2013	15.2	23	31.3	26.3	54.2	82.1	0	0	1.9	4.1
27/03/2013	18.1	23.9	30.2	42	61.7	81.6	0	0	1	3.9
28/03/2013	19	24.7	31.2	37.2	60	82.6	0	0	1.3	4.4
29/03/2013	18.3	24.4	30.4	37.9	58.7	76.8	0	0	2.8	7.6
30/03/2013	15.4	21.2	28.4	22.9	57.4	93.6	0.4	0	2.2	5.7
31/03/2013	12.2	19.8	29.5	16.2	55.4	89	0	0.1	1.3	6.4
Average	16.5	22.4	28.8	38.8	61.2	83.9	X	0.6	2.9	6.7
Maximum	21.4	25.6	33.3	84.0	93.7	97.8	93.6	5.5	8.7	15.1
Minimum	11.8	18.6	21.8	16.2	36.5	58.0	0.0	0.0	1.0	3.9
Total	X	X	X	X	X	X	120.8	X	X	X

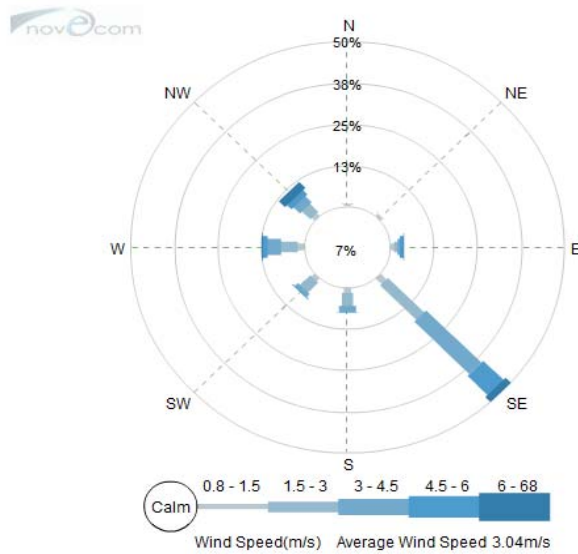
Narrabri Mine Weather Station
April 2012 Wind Rose



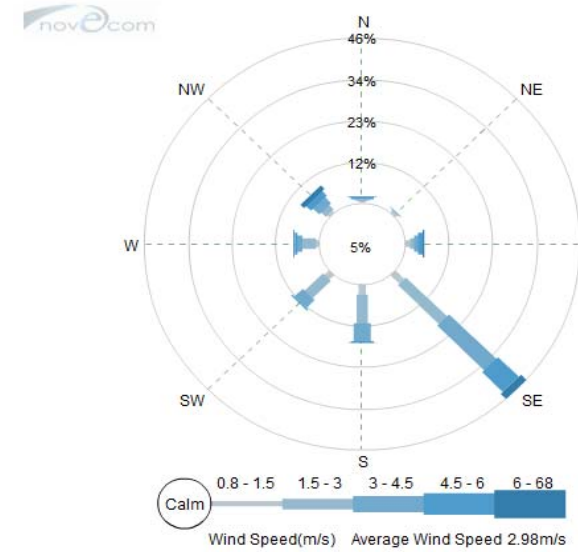
Narrabri Mine Weather Station
May 2012 Wind Rose



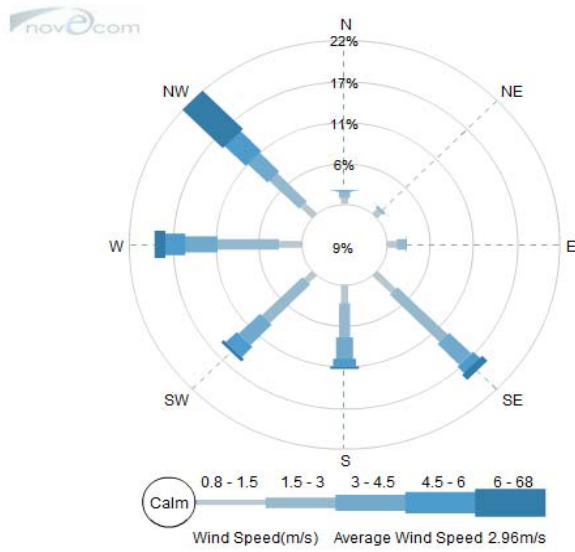
Narrabri Mine Weather Station
June 2012 Wind Rose



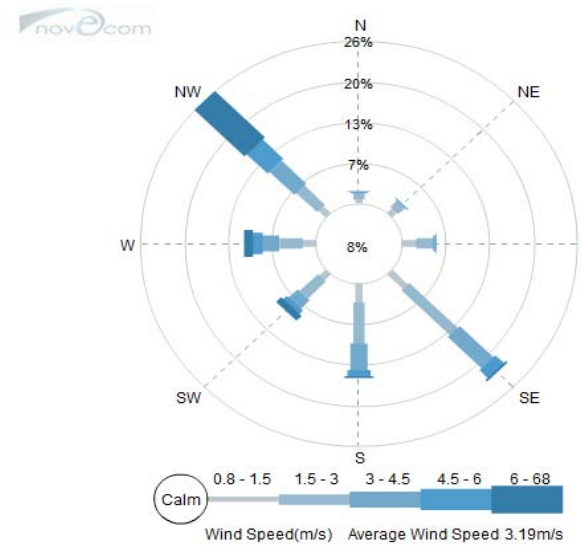
Narrabri Mine Weather Station
July 2012 Wind Rose



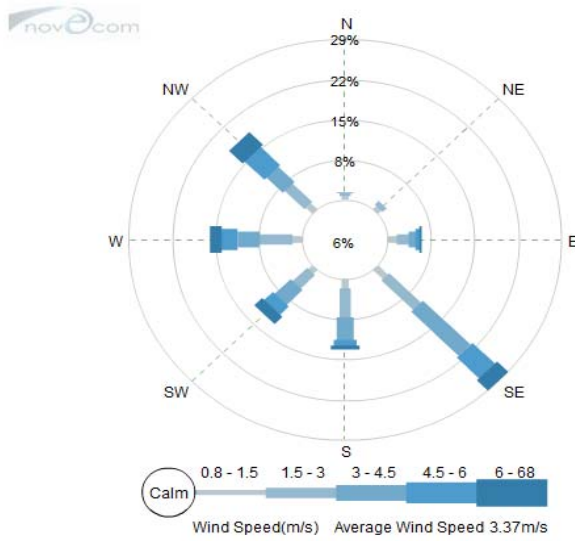
Narrabri Mine Weather Station
August 2012 Wind Rose



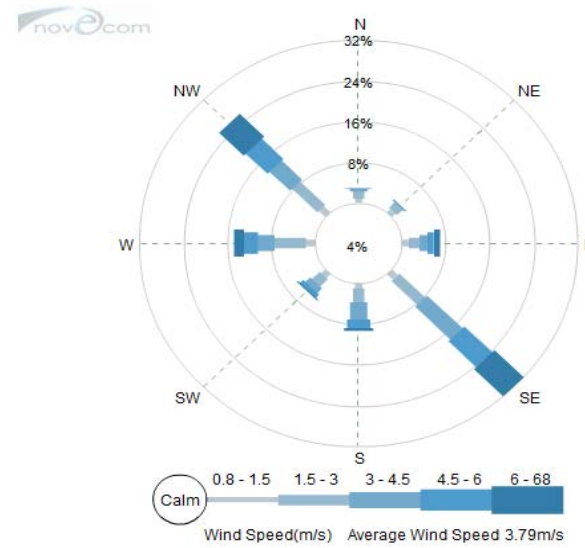
Narrabri Mine Weather Station
September 2012 Wind Rose



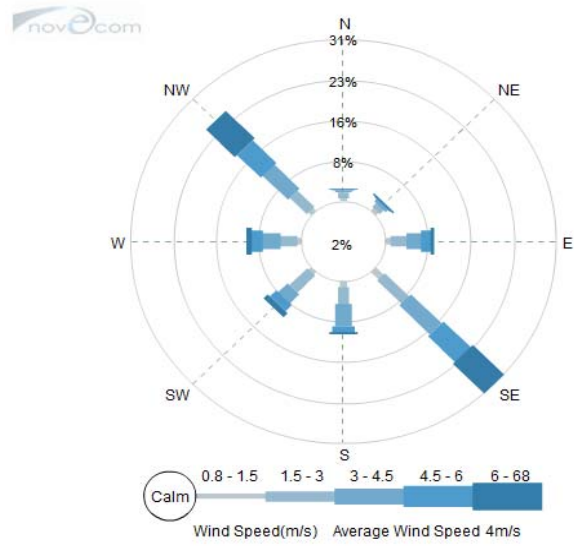
Narrabri Mine Weather Station
October 2012 Wind Rose



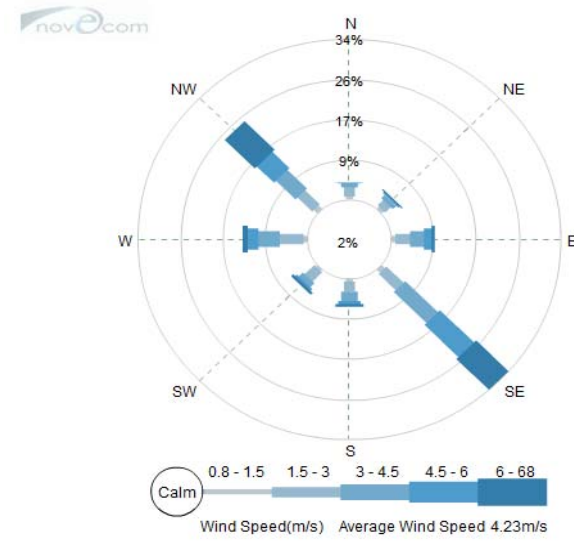
Narrabri Mine Weather Station
November 2012 Wind Rose



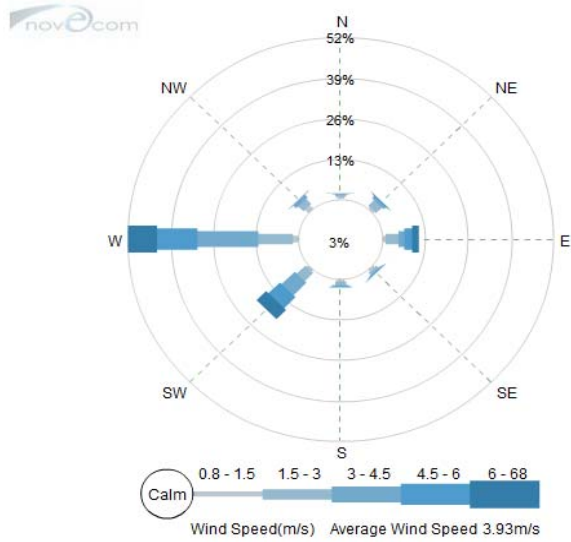
Narrabri Mine Weather Station
December 2012 Wind Rose



Narrabri Mine Weather Station
January 2013 Wind Rose



Narrabri Mine Weather Station
February 2013 Wind Rose



Narrabri Mine Weather Station
March 2013 Wind Rose

