

# Sunnyside Coal Mine Community Consultative Committee Meeting #20

## Environmental Monitoring Report October 2014 – October 2015

### Noise Monitoring

Operational noise monitoring has not been carried out since the mine was placed into care and maintenance.

### Air Quality Monitoring

#### **Deposited Dust**

Deposited dust levels for the site since the last meeting are as follows:

Month	SD1 Ferndale	SD3 Plainview	SD4 Lilydale	SD5 Ivanhoe	SD6 Illili	SD7 Innisvale	SD8 Woodlawn
September 2014	1.2	4.2	0.5	1.0	<0.1	0.7	1.5
October 2014	0.7	0.8	0.8	0.7	2.2	1.1	1.2
November 2014	1.5	0.5	2.3	0.8	1.1	1.0	1.0
December 2014	2.9	0.8	1.3	3.3	1.8	2.8	4.4
January 2015	2.0	1.9	1.9	9.6	3.8	1.2	2.2
February 2015	2.3	0.6	1.9	4.9	2.8	1.4	0.2
March 2015	1.3	2.4	4.7	4.4	0.9	2.0	0.9
April 2015	1.4	1.4	5.7	4.7	1.3	1.7	1.4
May 2015	0.4	0.2	0.2	1.2	1.5	1.0	0.3
June 2015	0.2	2.3	0.4	4.0	<0.1	1.2	<0.1
July 2015	0.4	1.0	<0.1	0.9	0.4	1.0	0.6
August 2015	<0.1	0.6	2.5	1.9	0.2	0.5	0.3
September 2015	0.3	0.4	2.7	1.8	0.4	0.9	0.3
October 2015	0.5	3.5	0.2	2.7	1.2	0.5	0.2
<b>Annual Average</b>	<b>1.2</b>	<b>1.3</b>	<b>2.2</b>	<b>3.4</b>	<b>1.4</b>	<b>1.3</b>	<b>1.1</b>

Dust levels have remained compliant since the last meeting and the annual averages remain below the criteria of 4g/m<sup>2</sup>/month.

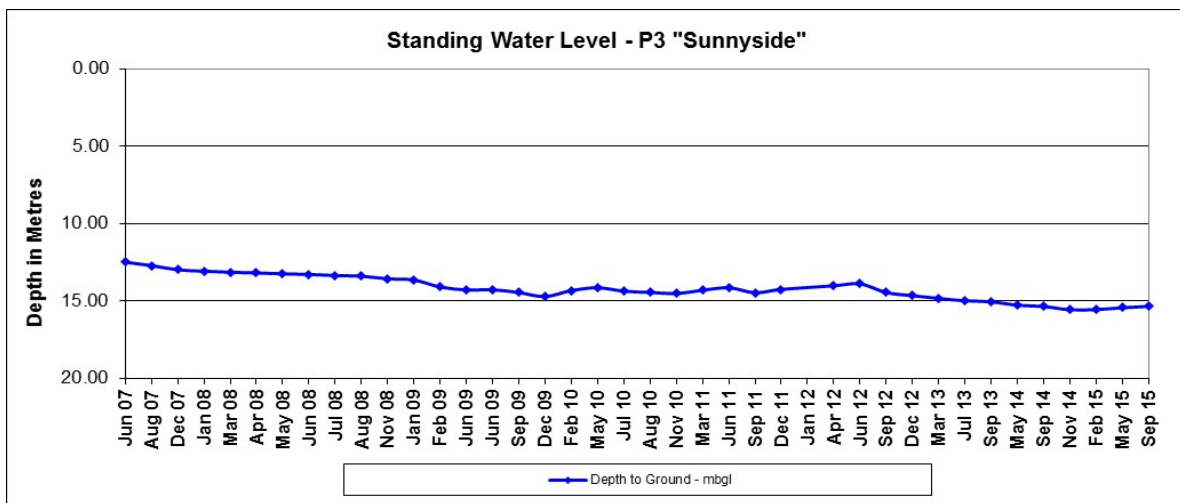
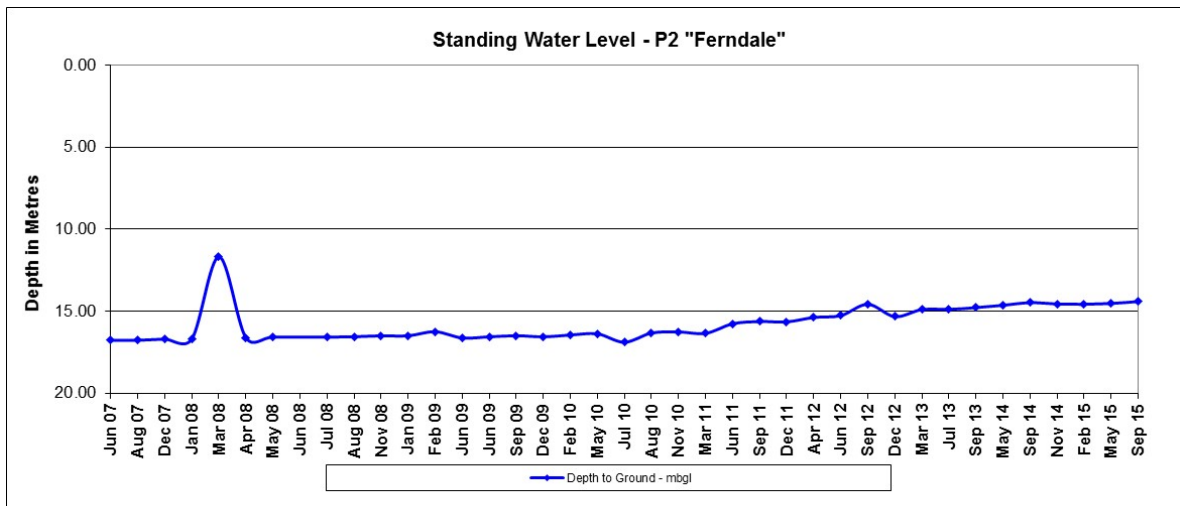
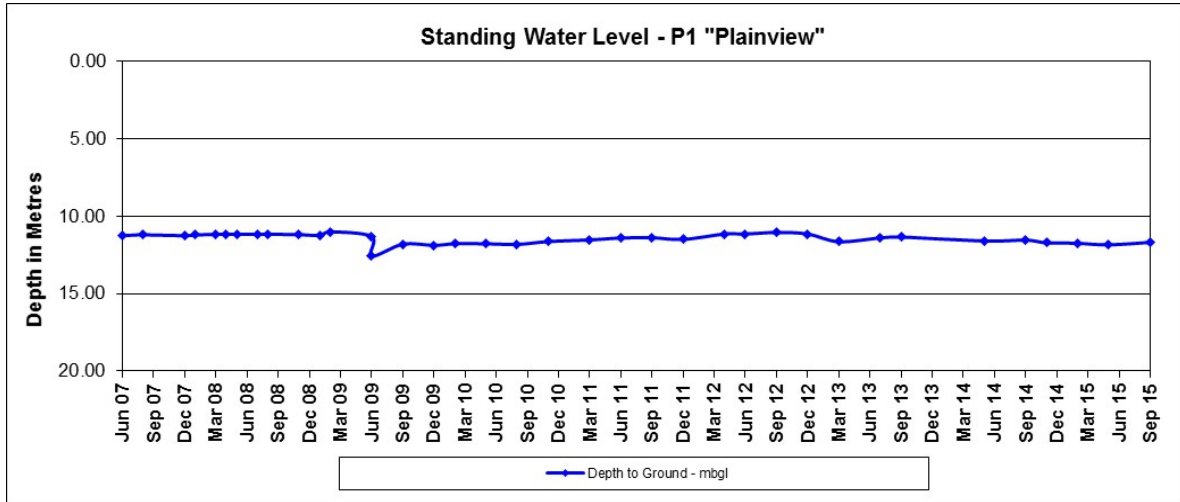
#### **PM<sub>10</sub> Data**

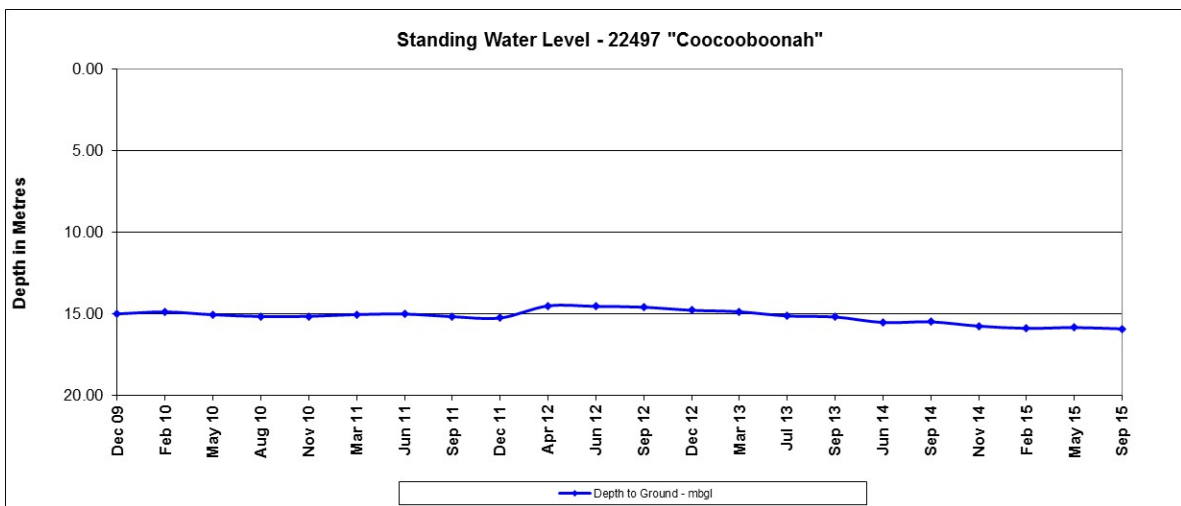
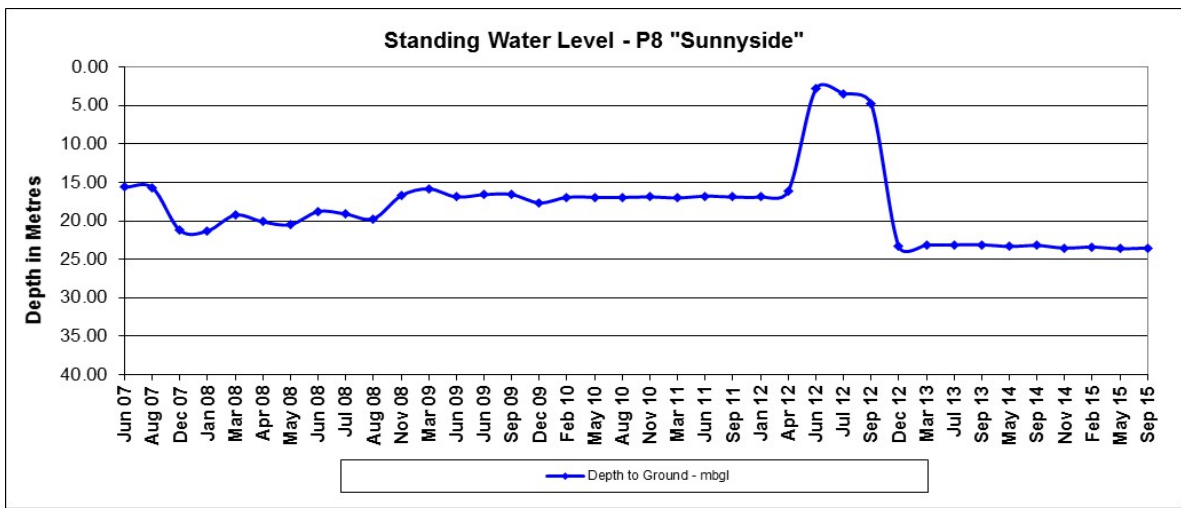
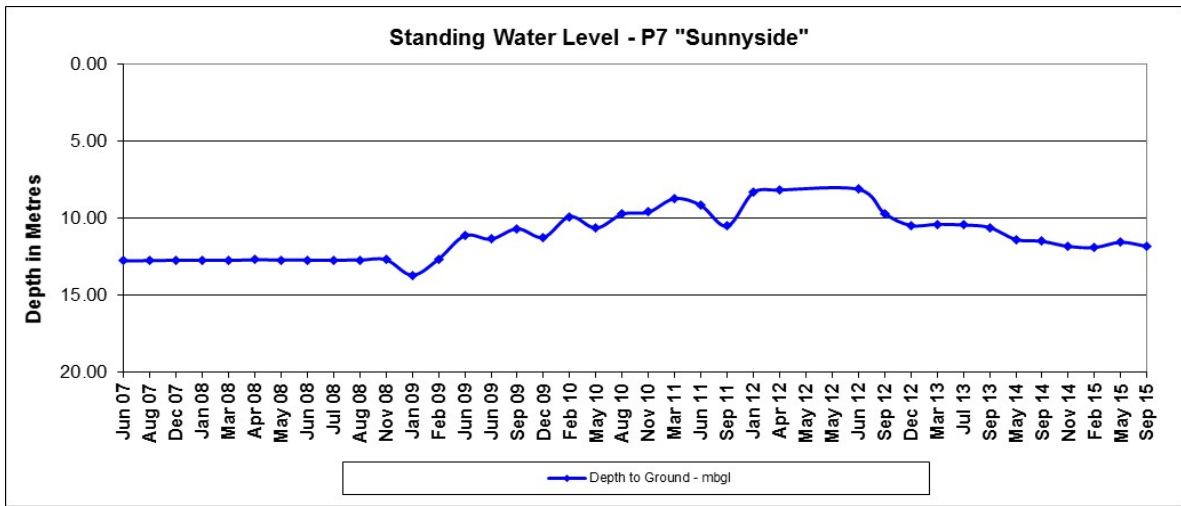
Compliance with the 24hr criterion of 50µg/m<sup>3</sup> has been maintained during the reporting period.

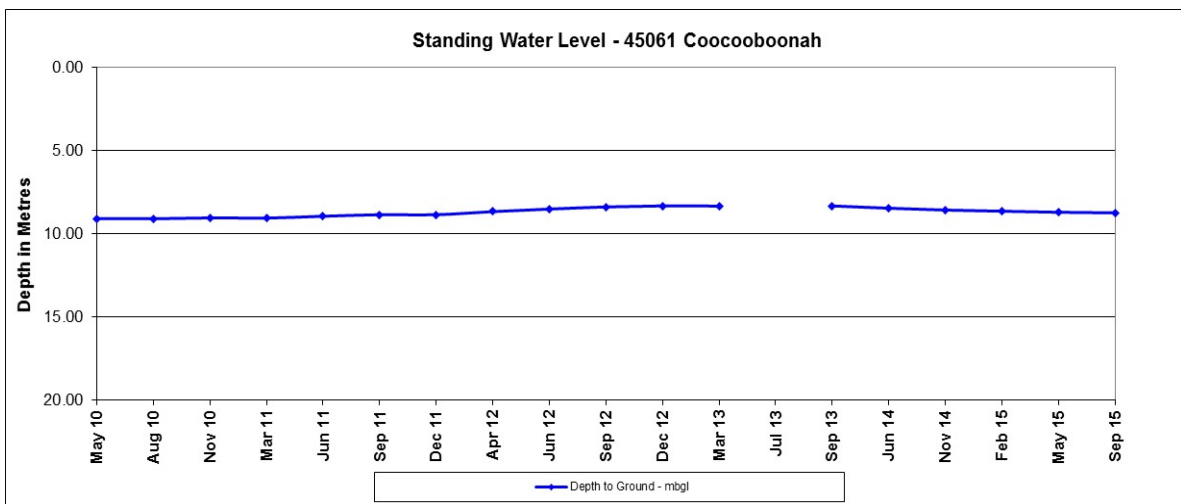
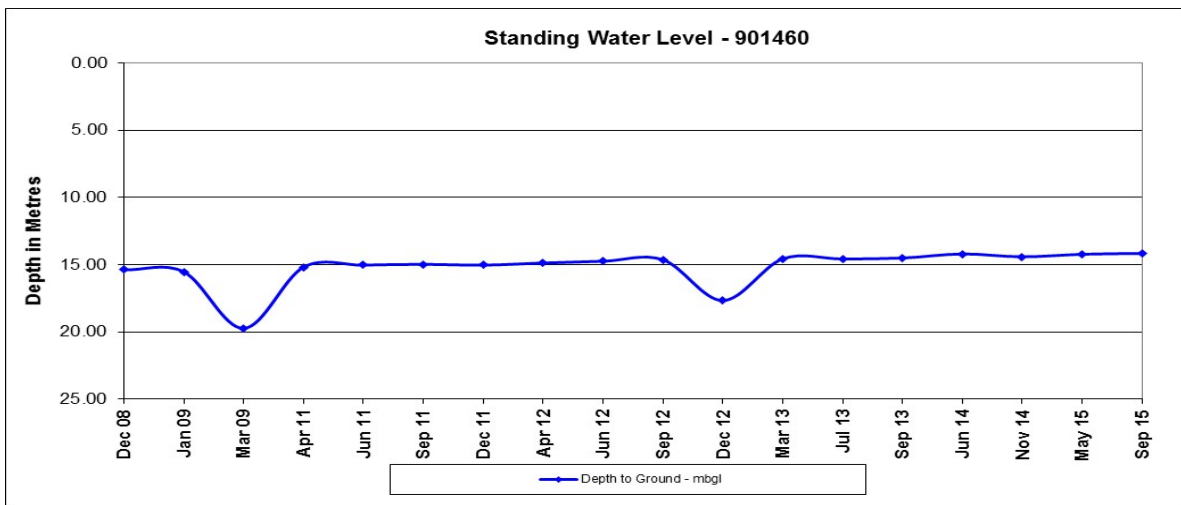
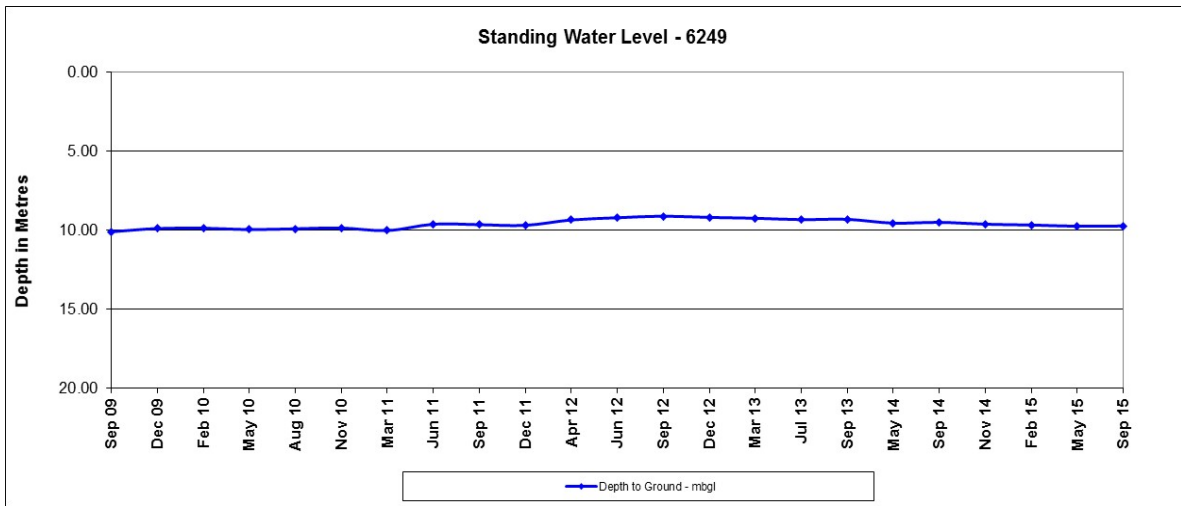
PM<sub>10</sub> measurements taken for the “Illili” High Volume Air Sampler (HVAS) are returning a running annual average of 11.3µg/m<sup>3</sup>, which is well below the annual average limit of 30µg/m<sup>3</sup>.

## Groundwater Monitoring

Groundwater monitoring is undertaken from a range of monitoring piezometers and water bores both within and surrounding the mine site. Standing Water Level (SWL) checks are undertaken on a quarterly basis, with full water quality sampling undertaken on a 6 monthly basis. Standing water levels have been consistent since the last meeting at all monitoring locations.







### **Surface Water**

Surface water sampling of storages onsite continues to be carried out on a quarterly basis. Results since the last meeting indicate consistent water quality, with the exception total suspended solids that have fluctuated as a result of water levels being low and/or flushes of runoff water following rainfall.

No wet weather discharges occurred during the period.

### **Complaints**

No complaints have been received since the last meeting.

### **Approvals**

Whitehaven received a modification to the site's Development Consent in early November 2015. The modification extends the expiry of the consent by 5 years.

All management plans will be reviewed, and revised if necessary, as a requirement of the modification.

MOP Amendment C, to extend the expiry of the MOP whilst the modification was being determined, was approved in early 2015 and the Care and Maintenance MOP will be submitted for approval in the coming months.

### **Rehabilitation**

No further rehabilitation has been undertaken at the site since the last meeting.