

Appendix 8

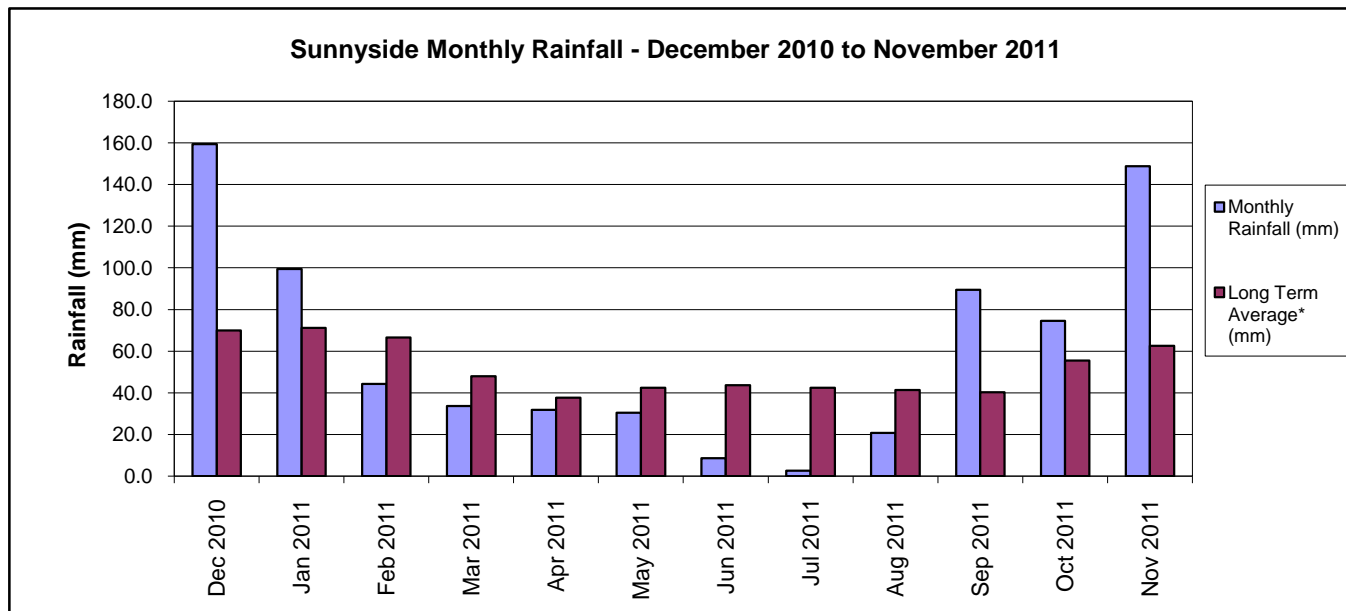
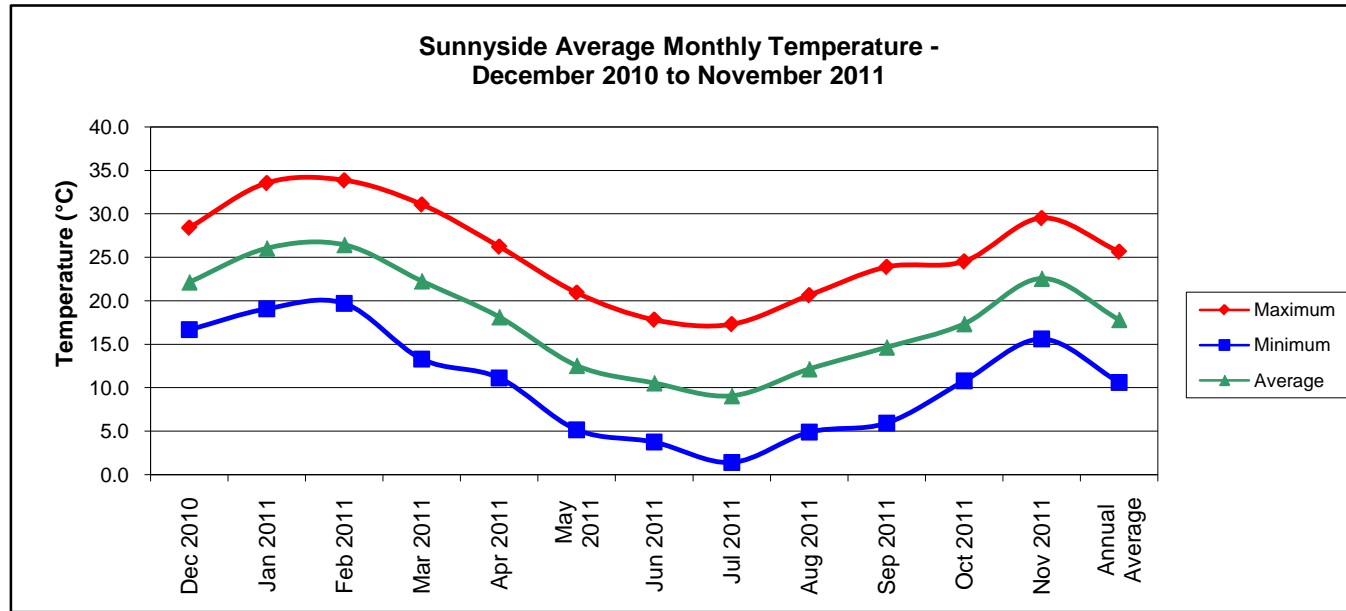
METEOROLOGICAL DATA

Sunnyside Coal Mine Average Monthly Results

Month	Minimum Air Temp (°C)	Average Air Temp(°C)	Maximum Air Temp (°C)	Minimum Relative Humidity (%)	Average Relative Humidity(%)	Maximum Relative Humidity (%)	Minimum Wind Speed (m/s)	Average Wind Speed (m/s)	Maximum Wind Speed (m/s)
Dec 2010	16.7	22.2	28.4	49	71	89	0.1	1.5	5.2
Jan 2011	19.1	26.1	33.6	39	62	85	0.1	2.0	5.4
Feb 2011	19.7	26.5	33.9	37	59	79	0.3	2.4	6.0
Mar 2011	13.3	22.3	31.1	32	13	16	0.0	1.6	5.8
Apr 2011	11.1	18.2	26.3	37	64	87	0.0	2.0	5.2
May 2011	5.2	12.6	20.9	40	64	87	0.0	1.0	4.1
Jun 2011	3.7	10.6	17.8	47	72	90	0.2	1.8	5.0
Jul 2011	1.4	9.1	17.3	43	68	89	0.0	1.1	4.2
Aug 2011	4.9	12.2	20.7	41	68	88	0.0	1.3	4.2
Sep 2011	5.9	14.7	23.9	33	59	84	0.1	1.8	5.9
Oct 2011	10.8	17.4	24.5	43	66	86	0.2	1.8	5.1
Nov 2011	15.6	22.6	29.5	42	64	87	0.0	1.9	6.0
Annual Average	10.6	17.8	25.7	40	61	81	0.1	1.7	5.2
Minimum	1.4	9.1	17.3	32	13	16	0.0	1.0	4.1
Maximum	19.7	26.5	33.9	49	72	90	0.3	2.4	6.0

Month	Monthly Rainfall (mm)	Long Term Average* (mm)	Cumulative Rainfall (mm)	Number of Rain Days
Dec 2010	159.4	70	159.4	11
Jan 2011	99.4	71.1	258.8	6
Feb 2011	44.2	66.5	303.0	5
Mar 2011	33.6	47.9	336.6	7
Apr 2011	31.8	37.6	368.4	6
May 2011	30.4	42.5	398.8	4
Jun 2011	8.6	43.6	407.4	5
Jul 2011	2.6	42.4	410.0	1
Aug 2011	20.8	41.4	430.8	6
Sep 2011	89.4	40.3	520.2	5
Oct 2011	74.6	55.5	594.8	7
Nov 2011	148.8	62.5	743.6	7
Total	743.6	551.3	743.6	70

* Long term average is from Gunnedah Pool (Station 055023) 1877 - 2011



Daily Summary			December 2010			Sunnyside Weather Station				
Date	Min Temp (°C)	Ave Temp (°C)	Max Temp (°C)	Min RH (%)	Ave RH (%)	Max RH (%)	Rain (mm)	Min WS (m/s)	Ave WS (m/s)	Max WS (m/s)
01/Dec/10	17.6	18.6	20.3	83	89	91	17.4	0.0	1.4	5.4
02/Dec/10	17.8	22.1	28.0	59	76	89	0.0	0.0	1.4	6.7
03/Dec/10	18.3	21.6	26.2	63	81	92	20.6	0.0	0.8	3.1
04/Dec/10	18.7	20.7	25.3	64	84	92	10.0	0.0	0.8	4.0
05/Dec/10	18.8	22.8	28.9	47	75	92	4.6	0.0	0.8	6.3
06/Dec/10	18.8	22.5	29.3	50	75	90	0.4	0.0	1.2	4.9
07/Dec/10	17.5	24.1	30.3	46	63	79	0.0	0.0	1.4	3.6
08/Dec/10	19.4	25.2	30.9	50	65	80	0.0	0.0	1.9	4.5
09/Dec/10	21.1	25.7	31.2	54	71	90	3.2	0.0	2.8	8.0
10/Dec/10	19.8	21.6	24.1	85	91	94	64.8	0.0	1.0	6.7
11/Dec/10	16.0	21.3	26.8	50	77	94	0.0	0.0	0.7	3.6
12/Dec/10	14.3	22.2	29.6	37	67	93	0.2	0.0	1.6	4.9
13/Dec/10	13.2	22.8	31.6	31	61	90	0.0	0.0	0.7	3.6
14/Dec/10	17.3	23.7	31.2	36	63	82	3.4	0.0	1.6	5.8
15/Dec/10	16.4	24.4	32.1	40	66	88	0.0	0.0	1.0	6.3
16/Dec/10	17.6	22.2	29.2	57	78	90	14.2	0.0	1.3	7.2
17/Dec/10	16.0	20.2	24.4	50	77	91	0.0	0.0	1.2	8.9
18/Dec/10	13.7	17.2	21.0	66	84	93	2.4	0.0	1.5	5.4
19/Dec/10	15.8	18.2	21.6	71	83	92	0.0	0.0	3.1	8.0
20/Dec/10	9.0	14.9	21.2	38	62	89	16.6	0.0	4.3	8.9
21/Dec/10	7.0	17.6	28.7	31	63	91	0.0	0.0	0.5	1.8
22/Dec/10	11.9	20.9	29.3	34	61	86	0.0	0.0	0.5	1.8
23/Dec/10	17.3	23.0	29.5	39	62	82	0.0	0.0	0.9	2.7
24/Dec/10	18.9	23.5	29.0	52	64	83	0.0	0.0	3.6	5.4
25/Dec/10	18.8	24.0	31.4	50	70	90	1.2	0.0	1.0	5.8
26/Dec/10	19.4	23.2	29.3	56	79	93	0.2	0.0	1.1	4.0
27/Dec/10	18.2	23.9	30.2	36	69	92	0.2	0.0	2.2	7.2
28/Dec/10	15.8	22.1	29.8	45	65	81	0.0	1.8	4.1	6.3
29/Dec/10	15.2	23.5	31.8	41	63	85	0.0	0.0	1.0	3.1
30/Dec/10	17.4	26.2	34.3	37	63	89	0.0	0.0	0.8	3.1
31/Dec/10	19.7	27.3	34.9	33	58	84	0.0	0.0	1.4	4.0
Average	16.7	22.2	28.4	49	71	89	 	0.1	1.5	5.2
Maximum	21.1	27.3	34.9	85	91	94	64.8	1.8	4.3	8.9
Minimum	7.0	14.9	20.3	31	58	79	0.0	0.0	0.5	1.8
Total	 	 	 	 	 	 	159.4	 	 	

Daily Summary			January 2011			Sunnyside Weather Station				
Date	Min Temp (°C)	Ave Temp (°C)	Max Temp (°C)	Min RH (%)	Ave RH (%)	Max RH (%)	Rain (mm)	Min WS (m/s)	Ave WS (m/s)	Max WS (m/s)
01/Jan/11	17.7	27.7	36.1	32	56	88	0.0	0.0	0.7	2.7
02/Jan/11	19.1	27.6	37.1	31	62	89	0.0	0.0	1.0	5.4
03/Jan/11	19.6	25.2	35.8	39	72	90	26.2	0.0	1.5	11.6
04/Jan/11	18.6	24.1	31.6	45	69	88	0.0	0.4	2.8	6.3
05/Jan/11	17.2	20.4	24.8	67	81	92	53.2	0.0	1.3	7.6
06/Jan/11	15.4	21.0	26.4	53	72	92	0.0	0.0	2.9	6.7
07/Jan/11	17.0	23.3	28.8	52	66	81	0.2	0.0	2.8	5.8
08/Jan/11	16.9	24.9	30.8	42	62	85	0.0	0.0	2.9	6.3
09/Jan/11	20.4	26.7	32.1	41	59	84	0.0	0.0	3.6	5.8
10/Jan/11	21.3	23.5	27.9	62	76	89	7.0	1.8	4.4	6.3
11/Jan/11	20.8	24.1	28.6	61	78	90	4.0	0.0	3.3	5.8
12/Jan/11	21.5	27.0	31.7	50	68	87	0.2	0.0	1.3	3.6
13/Jan/11	22.7	26.9	31.3	49	63	84	1.0	1.3	3.1	5.4
14/Jan/11	20.2	25.2	32.0	42	62	85	0.0	0.0	1.6	4.0
15/Jan/11	18.7	25.4	31.4	48	68	90	0.0	0.0	1.2	4.5
16/Jan/11	23.7	27.1	31.7	49	66	77	0.0	0.0	2.6	5.4
17/Jan/11	18.9	27.9	36.3	34	59	86	0.0	0.0	1.2	4.0
18/Jan/11	16.2	26.8	35.7	23	53	90	0.0	0.0	1.3	4.5
19/Jan/11	18.4	26.5	33.9	29	59	87	0.4	0.0	1.8	5.8
20/Jan/11	20.2	25.8	33.5	35	59	79	0.0	0.0	2.4	6.7
21/Jan/11	17.8	25.3	33.3	32	54	79	0.0	0.0	1.3	4.0
22/Jan/11	17.7	25.6	32.8	26	52	83	0.0	0.0	1.6	4.9
23/Jan/11	17.6	23.8	32.6	35	64	89	7.2	0.0	0.9	4.0
24/Jan/11	17.7	25.4	33.7	40	66	90	0.0	0.0	2.0	5.4
25/Jan/11	19.2	29.7	41.8	27	57	88	0.0	0.0	1.1	7.2
26/Jan/11	21.0	31.9	43.8	26	52	81	0.0	0.0	0.6	3.1
27/Jan/11	24.2	33.4	41.9	28	47	76	0.0	0.0	2.3	4.9
28/Jan/11	21.8	28.5	35.2	36	57	82	0.0	0.0	4.5	7.6
29/Jan/11	17.8	25.0	32.5	29	51	74	0.0	0.0	3.2	4.9
30/Jan/11	17.1	25.8	36.4	20	48	76	0.0	0.0	0.8	2.2
31/Jan/11	15.2	26.7	39.2	25	53	80	0.0	0.0	0.6	3.6
Average	19.1	26.1	33.6	39	62	85	 	0.1	2.0	5.4
Maximum	24.2	33.4	43.8	67	81	92	53.2	1.8	4.5	11.6
Minimum	15.2	20.4	24.8	20	47	74	0.0	0.0	0.6	2.2
Total	 	 	 	 	 	 	99.4	 	 	

Daily Summary

February 2011

Sunnyside Weather Station

Date	Min Temp (°C)	Ave Temp (°C)	Max Temp (°C)	Min RH (%)	Ave RH (%)	Max RH (%)	Rain (mm)	Min WS (m/s)	Ave WS (m/s)	Max WS (m/s)
01/Feb/11	18.5	29.0	38.7	27	53	82	0.0	0.0	1.7	4.9
02/Feb/11	23.6	31.1	39.7	32	56	78	0.0	0.0	0.6	3.6
03/Feb/11	24.9	31.5	39.6	32	53	71	0.0	0.0	2.8	7.2
04/Feb/11	21.3	30.9	40.8	31	55	77	0.0	0.0	0.8	4.5
05/Feb/11	22.8	31.3	38.5	29	49	72	0.0	0.0	2.9	7.2
06/Feb/11	24.6	30.7	36.2	43	57	71	0.0	0.0	4.4	8.5
07/Feb/11	18.3	23.4	29.1	53	70	84	4.0	0.0	3.3	7.2
08/Feb/11	18.9	25.0	32.3	42	60	83	0.4	0.0	2.9	6.3
09/Feb/11	17.6	19.3	21.0	63	66	69	0.0	0.4	2.7	4.0
10/Feb/11	-	-	-	-	-	-	-	-	-	-
11/Feb/11	22.5	28.7	33.1	28	39	55	0.0	0.9	3.3	5.8
12/Feb/11	18.6	25.6	34.9	28	51	70	0.0	0.0	1.4	4.0
13/Feb/11	16.9	26.7	35.3	32	55	85	0.0	0.0	1.3	4.5
14/Feb/11	18.7	28.0	38.3	30	54	77	0.0	0.0	1.9	6.7
15/Feb/11	21.8	26.2	35.4	39	69	90	18.4	0.0	2.3	9.4
16/Feb/11	19.8	21.9	25.8	61	73	81	0.0	2.7	5.5	7.2
17/Feb/11	18.9	21.7	26.9	54	70	85	1.4	0.4	4.2	6.3
18/Feb/11	19.4	25.3	32.6	43	64	82	0.0	0.0	1.1	5.4
19/Feb/11	19.9	27.0	34.2	40	64	89	0.0	0.0	0.4	3.6
20/Feb/11	20.4	28.3	35.8	39	60	85	0.0	0.0	0.8	4.5
21/Feb/11	19.9	29.2	37.0	36	57	86	0.0	0.0	1.5	4.9
22/Feb/11	22.2	28.8	38.0	35	62	89	17.2	0.0	2.0	10.7
23/Feb/11	19.4	26.4	34.2	24	60	91	2.4	0.0	2.5	6.3
24/Feb/11	17.3	22.4	28.4	42	59	77	0.4	2.2	5.4	7.2
25/Feb/11	14.3	21.2	28.7	37	55	71	0.0	0.0	3.2	5.4
26/Feb/11	12.1	22.0	32.5	25	55	86	0.0	0.0	1.0	4.9
27/Feb/11	13.4	24.7	34.2	27	54	88	0.0	0.0	0.8	3.6
28/Feb/11	18.8	26.6	34.4	31	49	67	0.0	0.0	0.5	2.2
Average	19.7	26.5	33.9	37	59	79	18.4	0.3	2.4	6.0
Maximum	24.9	31.5	40.8	63	73	91	18.4	2.7	5.5	10.7
Minimum	12.1	19.3	21.0	24	39	55	0.0	0.0	0.4	3.6
Total	19.7	26.5	33.9	37	59	79	44.2	0.3	2.4	6.0

Daily Summary			March 2011			Sunnyside Weather Station				
Date	Min Temp (°C)	Ave Temp (°C)	Max Temp (°C)	Min RH (%)	Ave RH (%)	Max RH (%)	Rain (mm)	Min WS (m/s)	Ave WS (m/s)	Max WS (m/s)
01/Mar/11	16.3	26.3	36.3	29	56	87	0.0	0.0	1.4	5.4
02/Mar/11	19.2	23.6	30.6	50	70	86	3.4	0.0	1.9	8.9
03/Mar/11	19.6	23.8	30.2	53	75	92	7.0	0.0	1.2	4.9
04/Mar/11	17.5	23.4	32.1	28	63	84	0.0	0.0	0.4	3.6
05/Mar/11	17.7	22.8	29.8	42	61	84	0.0	0.0	4.9	7.6
06/Mar/11	13.6	20.7	28.4	34	52	73	0.0	0.4	3.7	6.7
07/Mar/11	12.7	20.9	28.3	36	56	80	0.0	0.0	2.2	4.5
08/Mar/11	15.2	23.1	32.3	31	55	78	0.0	0.0	1.8	4.0
09/Mar/11	17.7	22.2	27.1	46	63	82	0.0	0.0	0.1	1.8
10/Mar/11	17.6	22.5	27.8	48	66	85	0.0	0.0	0.7	4.5
11/Mar/11	20.1	23.7	28.5	50	67	83	0.8	0.0	0.7	4.5
12/Mar/11	17.8	25.0	32.7	35	62	88	0.0	0.0	1.0	4.0
13/Mar/11	16.9	25.7	33.4	37	59	88	0.0	0.0	0.9	3.6
14/Mar/11	16.8	25.4	35.3	33	61	87	0.2	0.0	1.9	10.3
15/Mar/11	17.8	25.5	34.0	38	62	87	0.0	0.0	1.9	7.6
16/Mar/11	20.2	25.4	33.6	39	65	86	0.0	0.0	0.6	2.7
17/Mar/11	19.6	23.4	29.7	53	75	89	17.0	0.0	0.7	4.9
18/Mar/11	19.1	22.4	27.7	61	82	93	3.6	0.0	0.4	2.2
19/Mar/11	19.2	22.0	26.0	63	77	89	0.2	0.0	1.6	4.0
20/Mar/11	17.8	23.7	30.2	46	66	86	0.2	0.0	1.6	4.0
21/Mar/11	20.3	23.9	29.2	57	72	92	0.4	0.0	1.2	5.8
22/Mar/11	18.2	23.7	31.3	39	73	93	0.4	0.0	1.4	6.3
23/Mar/11	15.5	21.5	29.3	40	68	93	0.4	0.0	1.6	5.8
24/Mar/11	10.0	18.9	26.6	39	61	92	0.0	0.0	2.4	6.7
25/Mar/11	10.5	18.1	25.8	36	63	90	0.0	0.0	2.2	5.4
26/Mar/11	8.6	18.7	27.5	37	63	92	0.0	0.0	2.7	6.3
27/Mar/11	15.4	20.4	27.9	36	58	75	0.0	0.4	4.2	6.7
28/Mar/11	14.7	21.4	28.9	36	56	74	0.0	0.0	2.8	4.5
29/Mar/11	13.4	21.0	28.6	41	64	89	0.0	0.0	1.0	4.9
30/Mar/11	13.9	23.2	31.3	33	57	90	0.0	0.0	0.7	4.0
31/Mar/11	13.2	22.0	31.6	32	61	87	0.0	0.0	1.6	5.8
Average	13.3	22.3	31.1	32	13	16	 	0.0	1.6	5.8
Maximum	20.3	26.3	36.3	63	82	93	17.0	0.4	4.9	10.3
Minimum	8.6	18.1	25.8	28	52	73	0.0	0.0	0.1	1.8
Total	 	 	 	 	 	 	33.6	 	 	

Daily Summary			April 2011			Sunnyside Weather Station				
Date	Min Temp (°C)	Ave Temp (°C)	Max Temp (°C)	Min RH (%)	Ave RH (%)	Max RH (%)	Rain (mm)	Min WS (m/s)	Ave WS (m/s)	Max WS (m/s)
01/Apr/11	15.0	22.6	31.6	32	59	86	4.4	0.0	0.8	3.1
02/Apr/11	15.4	20.6	29.2	43	76	92	4.4	0.0	1.4	6.7
03/Apr/11	14.7	21.0	29.8	28	60	83	0.0	0	1.8	5.8
04/Apr/11	11.8	20.4	27.6	33	56	85	0.0	0.0	2.3	6.7
05/Apr/11	14.4	19.4	25.9	39	61	80	0.0	0.4	4.6	6.7
06/Apr/11	13.6	19.1	26.1	37	62	84	0.0	0.0	3.7	6.7
07/Apr/11	14.7	19.4	25.9	44	64	78	0.0	0.0	4.3	6.3
08/Apr/11	13.1	20.0	27.8	36	60	83	0.0	0.0	2.1	4.5
09/Apr/11	11.7	19.1	28.8	31	61	83	0.0	0.0	0.7	2.2
10/Apr/11	9.1	18.1	29.1	33	72	92	15.6	0.0	2.4	8.5
11/Apr/11	8.2	14.9	21.1	41	72	91	1.2	0.0	1.3	5.4
12/Apr/11	5.1	12.9	21.9	37	69	92	0.0	0.0	1.3	6.3
13/Apr/11	5.1	14.4	24.7	31	65	92	0.2	0.0	1.0	4.5
14/Apr/11	6.2	16.3	26.4	28	58	90	0.0	0.0	0.7	3.6
15/Apr/11	6.5	15.5	23.7	34	68	90	1.6	0.0	0.2	3.1
16/Apr/11	13.3	15.7	19.4	65	82	91	4.0	0.0	1.7	4.9
17/Apr/11	15.0	18.5	23.7	52	67	84	0.0	0.9	4.4	8.0
18/Apr/11	10.3	18.0	27.6	37	63	87	0.0	0.0	1.1	4.0
19/Apr/11	11.8	18.9	28.6	30	62	88	0.0	0.0	1.0	2.7
20/Apr/11	10.8	18.8	27.7	40	66	87	0.0	0.0	0.5	3.6
21/Apr/11	12.0	18.1	26.6	39	67	87	0.4	0.0	0.2	2.7
22/Apr/11	8.4	18.2	28.8	31	59	91	0.0	0.0	2.7	7.2
23/Apr/11	5.8	17.2	26.6	30	57	90	0.0	0.0	1.1	4.0
24/Apr/11	12.1	19.0	29.5	26	60	86	0.0	0.0	0.7	3.1
25/Apr/11	12.4	19.4	27.5	37	64	89	0.0	0.0	1.8	5.8
26/Apr/11	14.3	18.7	25.3	43	63	86	0.0	0.0	4.2	7.6
27/Apr/11	12.8	17.9	23.2	43	58	76	0.0	0.0	4.6	6.7
28/Apr/11	7.4	16.6	24.1	38	64	91	0.0	0.0	2.3	5.4
29/Apr/11	11.0	17.3	23.9	45	66	87	0.0	0.0	3.1	5.4
30/Apr/11	12.1	18.7	25.4	40	66	90	0.0	0.0	2.9	5.4
Average	11.1	18.2	26.3	37	64	87		0.0	2.0	5.2
Maximum	15.4	22.6	31.6	65	82	92	15.6	0.9	4.6	8.5
Minimum	5.1	12.9	19.4	26	56	76	0.0	0.0	0.2	2.2
Total							31.8			

Daily Summary

June 2011

Sunnyside Weather Station

Date	Min Temp (°C)	Ave Temp (°C)	Max Temp (°C)	Min RH (%)	Ave RH (%)	Max RH (%)	Rain (mm)	Min WS (m/s)	Ave WS (m/s)	Max WS (m/s)
01/Jun/11	9.7	15.5	19.8	56	71	90	0.4	0.0	4.4	8.9
02/Jun/11	10.5	15.6	20.3	51	70	86	0.0	0.4	3.1	4.9
03/Jun/11	4.2	12.4	20.8	46	75	92	0.0	0.0	0.3	2.2
04/Jun/11	3.4	11.4	21.3	43	75	93	0.0	0.0	0.4	3.1
05/Jun/11	6.3	13.5	20.3	47	71	92	0.0	0.0	1.0	5.4
06/Jun/11	2.8	10.6	18.3	41	71	92	1.0	0.0	0.8	3.6
07/Jun/11	1.3	8.5	17.2	43	74	93	0.0	0.0	1.0	5.8
08/Jun/11	-0.6	6.9	14.1	34	67	91	0.0	0.0	1.4	5.8
09/Jun/11	-4.5	5.1	14.8	43	71	91	0.0	0.0	1.2	5.8
10/Jun/11	-0.8	7.5	16.8	41	72	92	0.0	0.0	0.4	2.7
11/Jun/11	1.3	10.0	15.5	61	75	92	0.6	0.0	2.9	5.4
12/Jun/11	10.6	12.3	14.7	68	80	87	1.0	1.3	3.8	7.2
13/Jun/11	11.2	13.5	16.6	57	72	85	1.2	2.2	5.2	8.9
14/Jun/11	11.8	13.4	14.8	67	76	81	0.2	0.9	4.3	7.6
15/Jun/11	11.8	13.8	16.8	64	77	86	2.4	1.8	4.7	8.5
16/Jun/11	4.6	13.2	19.1	46	72	92	0.0	0.0	2.2	5.4
17/Jun/11	3.9	10.7	18.3	38	69	93	0.0	0.0	2.1	8.5
18/Jun/11	2.4	10.0	16.1	47	67	88	0.0	0.0	2.3	7.6
19/Jun/11	1.2	9.7	17.4	43	69	92	0.0	0.0	0.8	3.6
20/Jun/11	0.7	7.5	17.8	45	75	92	0.0	0.0	0.4	4.0
21/Jun/11	1.2	8.9	18.9	40	74	93	1.4	0.0	3.5	8.9
22/Jun/11	-0.2	5.2	13.8	50	82	93	0.2	0.0	0.3	2.2
23/Jun/11	-1.5	6.6	15.0	59	78	93	0.0	0.0	0.2	2.2
24/Jun/11	-1.2	7.4	18.0	44	77	93	0.2	0.0	0.1	2.2
25/Jun/11	-0.7	8.5	20.7	38	72	93	0.0	0.0	0.4	2.2
26/Jun/11	0.9	9.7	21.0	43	73	92	0.0	0.0	0.4	2.7
27/Jun/11	2.1	9.7	19.8	38	74	92	0.0	0.0	0.1	1.8
28/Jun/11	6.2	14.0	19.9	45	61	81	0.0	0.0	2.3	4.0
29/Jun/11	9.7	13.9	19.0	41	66	83	0.0	0.0	2.5	4.5
30/Jun/11	4.0	11.7	18.2	42	67	92	0.0	0.0	1.8	4.5
Average	3.7	10.6	17.8	47	72	90	0.2	0.2	1.8	5.0
Maximum	11.8	15.6	21.3	68	82	93	2.4	2.2	5.2	8.9
Minimum	-4.5	5.1	13.8	34	61	81	0.0	0.0	0.1	1.8
Total							8.6			

Daily Summary			July 2011			Sunnyside Weather Station				
Date	Min Temp (°C)	Ave Temp (°C)	Max Temp (°C)	Min RH (%)	Ave RH (%)	Max RH (%)	Rain (mm)	Min WS (m/s)	Ave WS (m/s)	Max WS (m/s)
01/Jul/11	0.8	9.9	18.3	51	75	92	0.0	0.0	0.5	3.1
02/Jul/11	1.7	9.2	20.1	39	72	93	0.0	0.0	0.0	0.0
03/Jul/11	2.7	9.7	18.2	52	74	90	0.0	0.0	0.5	4.9
04/Jul/11	3.8	11.4	20.2	50	75	91	0.0	0.0	1.4	6.3
05/Jul/11	0.2	9.4	16.7	37	62	91	0.0	0.0	3.0	9.4
06/Jul/11	-0.7	8.2	16.5	38	62	90	0.0	0.0	2.0	6.7
07/Jul/11	-0.8	8.1	17.1	43	67	90	0.0	0.0	2.1	8.5
08/Jul/11	-3.7	5.0	15.3	38	70	94	0.2	0.0	0.5	2.2
09/Jul/11	-5.3	4.0	13.2	44	71	91	0.0	0.0	1.1	5.4
10/Jul/11	0.8	8.3	15.6	42	65	86	0.0	0.0	1.1	5.4
11/Jul/11	3.6	10.0	15.8	41	58	73	0.0	0.0	1.4	5.4
12/Jul/11	-3.7	6.0	18.9	32	67	90	0.0	0.0	0.2	1.8
13/Jul/11	0.4	7.0	11.6	57	77	90	0.6	0.0	0.1	3.6
14/Jul/11	3.1	7.8	13.4	50	75	92	0.2	0.0	0.7	4.0
15/Jul/11	3.2	10.5	16.4	44	59	77	0.0	0.0	2.6	5.4
16/Jul/11	8.8	11.5	16.0	49	66	92	1.0	0.0	0.9	2.7
17/Jul/11	5.2	11.3	16.9	60	78	91	0.0	0.0	0.3	1.8
18/Jul/11	3.5	9.2	17.2	59	82	93	0.2	0.0	0.8	5.8
19/Jul/11	-1.9	6.6	12.9	46	72	92	0.2	0.0	2.7	8.5
20/Jul/11	6.2	12.4	19.9	44	68	88	0.0	0.0	2.2	5.8
21/Jul/11	1.9	11.2	18.4	47	67	91	0.0	0.0	1.3	4.0
22/Jul/11	9.8	12.8	16.9	52	68	79	0.0	0.9	3.4	5.8
23/Jul/11	5.2	10.5	15.7	48	69	86	0.0	0.0	2.4	4.5
24/Jul/11	-1.8	8.4	17.9	38	67	92	0.0	0.0	0.4	2.2
25/Jul/11	-0.3	9.4	17.9	42	66	88	0.0	0.0	1.0	6.3
26/Jul/11	1.5	9.6	18.3	39	67	92	0.2	0.0	0.5	3.1
27/Jul/11	-1.3	7.9	17.2	32	65	91	0.0	0.0	0.4	2.7
28/Jul/11	0.7	8.5	19.7	35	66	91	0.0	0.0	0.4	2.2
29/Jul/11	-0.6	8.7	22.3	27	63	89	0.0	0.0	0.0	0.0
30/Jul/11	-0.3	9.1	20.7	33	63	88	0.0	0.0	0.1	2.2
31/Jul/11	0.8	9.7	21.7	34	65	89	0.0	0.0	0.1	1.3
Average	1.4	9.1	17.3	43	68	89	0.0	0.0	1.1	4.2
Maximum	9.8	12.8	22.3	60	82	94	1.0	0.9	3.4	9.4
Minimum	-5.3	4.0	11.6	27	58	73	0.0	0.0	0.0	0.0
Total							2.6			

Daily Summary August 2011 Sunnyside Weather Station

Date	Min Temp (°C)	Ave Temp (°C)	Max Temp (°C)	Min RH (%)	Ave RH (%)	Max RH (%)	Rain (mm)	Min WS (m/s)	Ave WS (m/s)	Max WS (m/s)
01/Aug/11	1.3	11.4	24.1	32	62	88	0.0	0.0	0.3	1.8
02/Aug/11	3.1	12.5	25.2	24	58	86	0.0	0.0	0.3	1.8
03/Aug/11	2.4	11.6	24.2	33	60	85	0.0	0.0	0.4	2.2
04/Aug/11	2.6	12.6	24.9	28	58	87	0.0	0.0	0.4	1.8
05/Aug/11	2.9	12.0	22.6	34	62	91	0.0	0.0	1.2	4.0
06/Aug/11	6.6	14.2	22.2	41	64	82	0.0	0.0	2.0	7.2
07/Aug/11	4.9	11.6	16.6	71	85	91	7.2	0.0	1.0	5.4
08/Aug/11	1.6	8.6	16.6	43	74	93	0.2	0.0	1.6	7.2
09/Aug/11	5.6	9.6	15.4	46	72	89	1.0	0.0	1.9	7.2
10/Aug/11	2.2	8.4	14.6	46	73	90	0.0	0.0	1.1	5.4
11/Aug/11	2.8	9.0	16.8	54	82	92	1.0	0.0	0.3	2.7
12/Aug/11	0.9	8.2	16.7	51	78	93	0.0	0.0	0.7	4.0
13/Aug/11	0.9	10.2	19.3	35	67	92	0.0	0.0	0.6	2.7
14/Aug/11	3.8	11.1	20.8	46	72	90	0.0	0.0	0.8	4.9
15/Aug/11	2.4	11.7	20.0	41	67	92	0.0	0.0	0.4	1.8
16/Aug/11	8.9	14.4	22.3	34	57	76	0.0	0.0	0.6	3.1
17/Aug/11	12.1	15.5	20.7	50	64	83	1.2	0.0	2.0	4.9
18/Aug/11	6.2	10.7	15.6	48	74	91	8.4	0.0	3.3	6.7
19/Aug/11	3.9	10.0	16.7	55	78	90	0.2	0.0	1.1	4.0
20/Aug/11	7.4	13.0	18.1	50	70	89	0.0	0.0	3.5	6.3
21/Aug/11	9.9	13.7	19.5	48	67	83	0.0	0.0	3.8	6.3
22/Aug/11	9.5	13.3	18.7	54	70	83	0.0	0.4	4.4	8.0
23/Aug/11	7.9	14.4	21.5	43	65	85	0.0	0.0	2.6	4.9
24/Aug/11	5.9	13.4	21.9	32	64	88	0.0	0.0	1.0	3.1
25/Aug/11	5.5	14.3	25.2	30	60	86	0.0	0.0	0.6	2.7
26/Aug/11	1.9	12.4	24.4	25	58	90	0.0	0.0	0.4	2.2
27/Aug/11	6.6	13.6	18.7	46	72	92	1.2	0.0	0.4	2.2
28/Aug/11	5.6	12.3	22.9	38	78	93	0.4	0.0	0.2	2.2
29/Aug/11	4.0	13.7	25.1	33	66	91	0.0	0.0	1.0	5.4
30/Aug/11	5.7	15.5	24.4	32	62	88	0.0	0.0	0.8	4.5
31/Aug/11	6.4	14.1	24.6	31	64	92	0.0	0.0	0.6	3.1
Average	4.9	12.2	20.7	41	68	88	20.8	0.0	1.3	4.2
Maximum	12.1	15.5	25.2	71	85	93	8.4	0.4	4.4	8.0
Minimum	0.9	8.2	14.6	24	57	76	0.0	0.0	0.2	1.8
Total							20.8			

Daily Summary

September 2011

Sunnyside Weather Station

Date	Min Temp (°C)	Ave Temp (°C)	Max Temp (°C)	Min RH (%)	Ave RH (%)	Max RH (%)	Rain (mm)	Min WS (m/s)	Ave WS (m/s)	Max WS (m/s)
01/Sep/11	3.9	13.3	25.3	23	59	89	0.0	0	1	3
02/Sep/11	7.7	15.6	22.9	37	60	82	0.0	0	3	6
03/Sep/11	5.8	14.1	23.3	28	53	78	0.0	0	1	3
04/Sep/11	6.7	14.7	24.4	30	56	81	0.0	0	1	3
05/Sep/11	3.9	13.6	24.6	31	58	88	0.0	0	0	2
06/Sep/11	4.9	14.6	24.6	34	57	86	0.0	0	1	5
07/Sep/11	6.2	16.2	25.7	34	55	82	0.0	0	2	7
08/Sep/11	12.8	15.9	20.3	51	73	91	9.4	0	1	5
09/Sep/11	5.5	10.7	14.7	55	81	92	24.2	0	3	8
10/Sep/11	4.2	9.1	14.9	45	66	86	0.0	0	3	9
11/Sep/11	0.3	9.2	15.9	43	67	90	0.0	0	1	5
12/Sep/11	1.7	9.3	18.9	40	72	93	0.0	0	1	5
13/Sep/11	1.3	11.2	22.3	28	61	91	0.2	0	0	3
14/Sep/11	2.2	12.5	24.7	21	56	89	0.0	0	1	5
15/Sep/11	3.1	13.7	25.9	25	54	84	0.0	0	2	8
16/Sep/11	4.2	15.6	28.4	23	54	85	0.0	0	1	6
17/Sep/11	5.8	17.3	29.9	21	50	81	0.0	0	1	5
18/Sep/11	7.7	17.9	29.7	20	53	79	0.0	0	2	6
19/Sep/11	7.1	18.9	29.9	24	47	82	0.0	0	2	8
20/Sep/11	13.0	20.4	27.8	27	38	55	0.0	0	5	11
21/Sep/11	2.7	14.4	24.8	25	45	76	0.0	0	1	5
22/Sep/11	2.3	15.2	27.4	29	55	89	0.0	0	1	3
23/Sep/11	8.1	17.8	29.7	23	55	83	0.0	0	1	5
24/Sep/11	5.7	19.6	30.2	22	48	83	0.0	0	1	5
25/Sep/11	11.0	16.3	23.5	37	67	84	4.0	0	4	9
26/Sep/11	10.5	15.6	21.8	39	61	83	0.0	2	4	6
27/Sep/11	7.8	15.6	25.2	33	55	76	0.0	0	1	4
28/Sep/11	10.7	15.7	20.7	50	72	90	3.6	0	1	9
29/Sep/11	7.6	14.0	20.4	43	76	93	48.0	0	5	11
30/Sep/11	3.7	11.9	19.6	39	67	91	0.0	0	3	8
Average	5.9	14.7	23.9	33	59	84	X	0.1	1.8	5.9
Maximum	13.0	20.4	30.2	55	81	93	48.0	2.2	5.2	11.2
Minimum	0.3	9.1	14.7	20	38	55	0.0	0.0	0.4	2.2
Total	X	X	X	X	X	X	89.4	X	X	X

Daily Summary October 2011 Sunnyside Weather Station

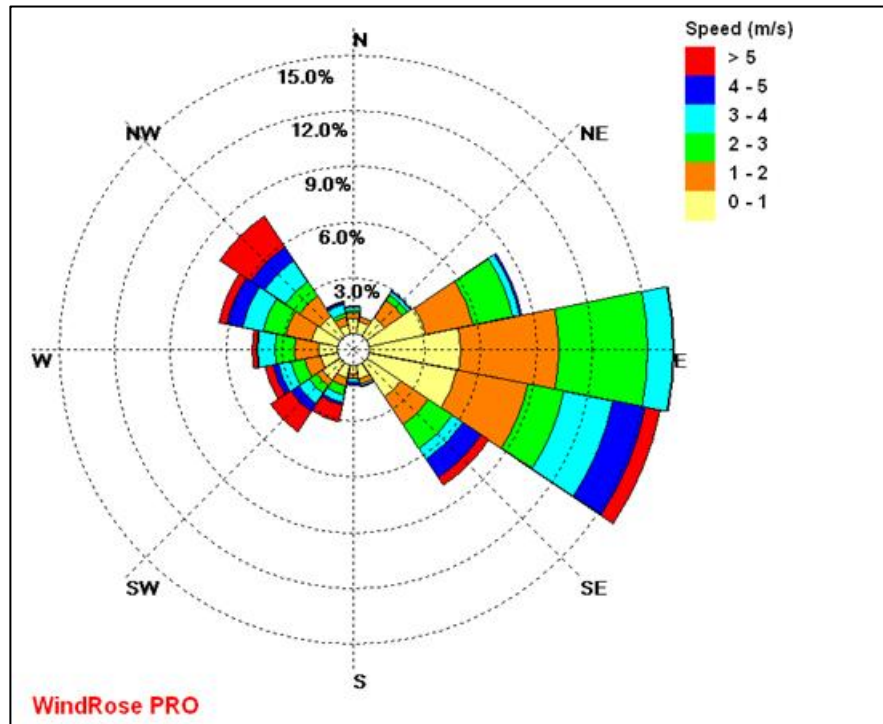
Date	Min Temp (°C)	Ave Temp (°C)	Max Temp (°C)	Min RH (%)	Ave RH (%)	Max RH (%)	Rain (mm)	Min WS (m/s)	Ave WS (m/s)	Max WS (m/s)
01/Oct/11	5.6	8.8	14.5	72	87	92	15.8	0.0	0.9	7.6
02/Oct/11	7.7	11.2	15.6	61	76	89	0.0	0.0	2.7	8
03/Oct/11	8.3	13.1	18.9	45	66	85	0.0	0.0	3.3	6.3
04/Oct/11	5.8	13.7	20.2	43	64	87	0.0	0.0	2.9	5.4
05/Oct/11	9.2	14.1	18.2	56	69	87	0.2	0.0	0.7	3.1
06/Oct/11	11.7	13.9	16.6	81	88	92	10.2	0.0	0.3	1.8
07/Oct/11	11.8	17.1	24.1	50	76	93	0.0	0.0	0.2	1.8
08/Oct/11	12.2	17.5	24.6	42	71	91	1.2	0.0	1.3	5.4
09/Oct/11	8.2	15.9	24.7	37	66	92	0.0	0.0	1.7	7.2
10/Oct/11	9.6	15.7	23.7	34	64	88	0.0	0.0	1.0	6.3
11/Oct/11	7.2	16.3	23.2	30	51	84	0.0	0.0	2.0	4.9
12/Oct/11	3.6	15.0	24.8	30	58	90	0.0	0.0	0.8	2.7
13/Oct/11	12.6	19.2	27.8	38	62	76	0.0	0.0	2.2	5.8
14/Oct/11	13.3	20.6	27.9	44	63	82	0.2	0.0	1.3	4
15/Oct/11	14.5	19.0	25.4	48	75	91	13.8	0.0	0.9	3.6
16/Oct/11	11.3	18.8	25.3	36	59	92	0.0	0.0	3.1	8
17/Oct/11	13.2	18.1	24.3	37	57	75	0.0	1.3	4.1	6.3
18/Oct/11	10.4	16.2	23.6	33	56	72	0.0	0.0	2.6	5.4
19/Oct/11	11	17.9	25.8	30	57	77	0.0	0.0	0.9	2.7
20/Oct/11	9.1	18.6	28.5	26	56	85	0.0	0.0	0.5	2.2
21/Oct/11	9.6	19.0	28.4	28	58	87	0.0	0.0	0.6	2.2
22/Oct/11	10.4	20.4	30.5	27	57	83	0.0	0.0	0.6	2.2
23/Oct/11	12.3	20.2	28.9	33	61	84	0.0	0.0	0.6	2.7
24/Oct/11	10.7	20.8	29.7	37	60	88	0.0	0.0	2.2	6.7
25/Oct/11	13.4	20.8	31.3	38	68	90	18.4	0.0	1.6	7.6
26/Oct/11	14.5	17.7	22.2	60	71	85	0.6	3.6	5.9	8.9
27/Oct/11	13.3	19.2	26.3	49	65	78	0.0	0.0	3.4	5.8
28/Oct/11	13.8	20.9	29.3	44	67	87	0.0	0.0	0.7	3.6
29/Oct/11	15.3	19.9	24.9	67	83	92	11.8	0.0	0.4	4.9
30/Oct/11	13.7	20.1	25.9	42	71	93	2.4	0.0	2.0	7.2
31/Oct/11	10.8	18.7	25.8	33	53	72	0.0	0.0	3.3	6.7
Average	10.8	17.4	24.5	43	66	86	X	0.2	1.8	5.1
Maximum	15.3	20.9	31.3	81	88	93	18.4	3.6	5.9	8.9
Minimum	3.6	8.8	14.5	26	51	72	0.0	0.0	0.2	1.8
Total	X	X	X	X	X	X	74.6	X	X	X

Daily Summary			November 2011			Sunnyside Weather Station				
Date	Min Temp (°C)	Ave Temp (°C)	Max Temp (°C)	Min RH (%)	Ave RH (%)	Max RH (%)	Rain (mm)	Min WS (m/s)	Ave WS (m/s)	Max WS (m/s)
01/Nov/11	12.8	20.0	27.5	37	58	80	0.0	0	1.1	3.1
02/Nov/11	10.2	21.1	30.3	27	52	89	0.0	0	2.2	7.6
03/Nov/11	9.3	20.0	28.3	33	52	82	0.0	0	1.6	4.9
04/Nov/11	11.4	21.1	29.8	28	57	88	0.0	0.0	1.4	5.4
05/Nov/11	15.6	22.8	31.3	35	59	78	0.0	0.0	1.1	3.6
06/Nov/11	15.9	19.9	25.3	59	79	92	3.2	0.0	1.1	4.5
07/Nov/11	15	23.5	32.1	40	68	93	0.0	0.0	1.1	4.5
08/Nov/11	15.4	25.4	34.1	31	58	88	0.0	0.0	2.9	9.4
09/Nov/11	17.5	26.1	34.2	31	55	85	0.0	0.0	2.2	8
10/Nov/11	18	23.8	30.6	44	57	80	0.0	0.0	2.4	5.8
11/Nov/11	-	-	-	-	-	-	-	-	-	-
12/Nov/11	-	-	-	-	-	-	-	-	-	-
13/Nov/11	-	-	-	-	-	-	-	-	-	-
14/Nov/11	-	-	-	-	-	-	-	-	-	-
15/Nov/11	-	-	-	-	-	-	-	-	-	-
16/Nov/11	-	-	-	-	-	-	-	-	-	-
17/Nov/11	-	-	-	-	-	-	-	-	-	-
18/Nov/11	19.4	25.5	30.1	46	63	86	0.0	0.0	0.3	1.8
19/Nov/11	17.8	25.9	33.7	33	59	89	0.0	0.0	1.8	5.8
20/Nov/11	16	24.3	33.6	34	60	85	0.0	0.0	3.3	8.5
21/Nov/11	19.4	23.1	26.6	53	67	83	0.2	0.0	1.3	6.3
22/Nov/11	17.9	25.1	32.5	35	56	82	1.0	0.0	3.4	8.5
23/Nov/11	15.6	17.7	21.1	76	89	93	52.6	0.0	2.8	8.9
24/Nov/11	15	18.5	23.5	62	77	89	4.4	0.4	3.8	7.2
25/Nov/11	15.9	18.35	20.1	85	90	93	46.0	0.0	2.6	4.9
26/Nov/11	15.2	21.6	28.8	39	75	94	40.4	0.0	2.1	8
27/Nov/11	12.4	22.4	30.9	31	57	91	0.0	0.0	2.1	5.8
28/Nov/11	14.3	24.0	33.2	29	59	87	0.0	0.0	0.8	3.6
29/Nov/11	19.9	26.8	32.9	41	59	82	0.0	0.0	1.0	3.6
30/Nov/11	18.9	22.8	28.8	45	72	89	1.0	0.0	2.0	8.5
Average	15.6	22.6	29.5	42	64	87	148.8	0.0	1.9	6.0
Maximum	19.9	26.8	34.2	85	90	94	52.6	0.4	3.8	9.4
Minimum	9.3	17.7	20.1	27	52	78	0.0	0.0	0.3	1.8
Total	148.8	148.8	148.8	148.8	148.8	148.8	148.8	148.8	148.8	148.8

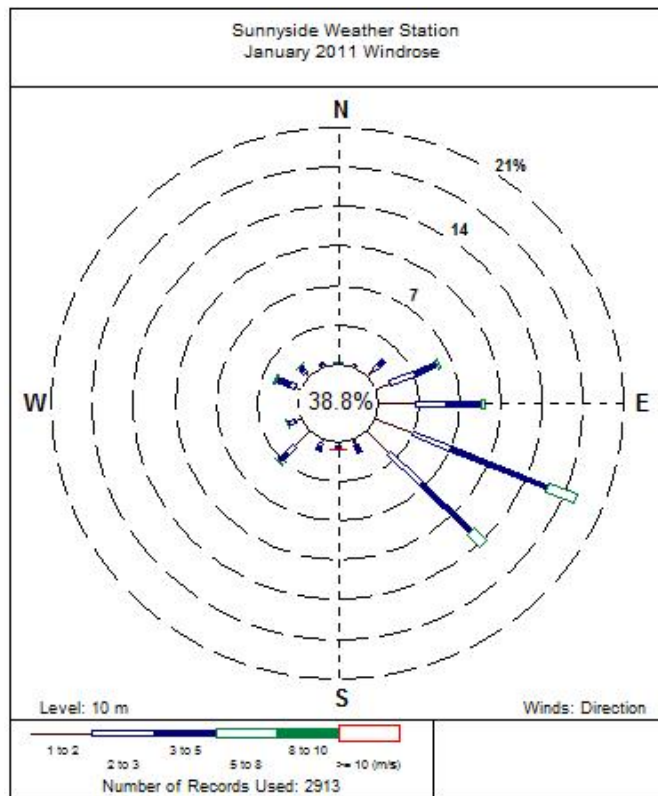
Missing data due to power failure

Sunnyside Windroses

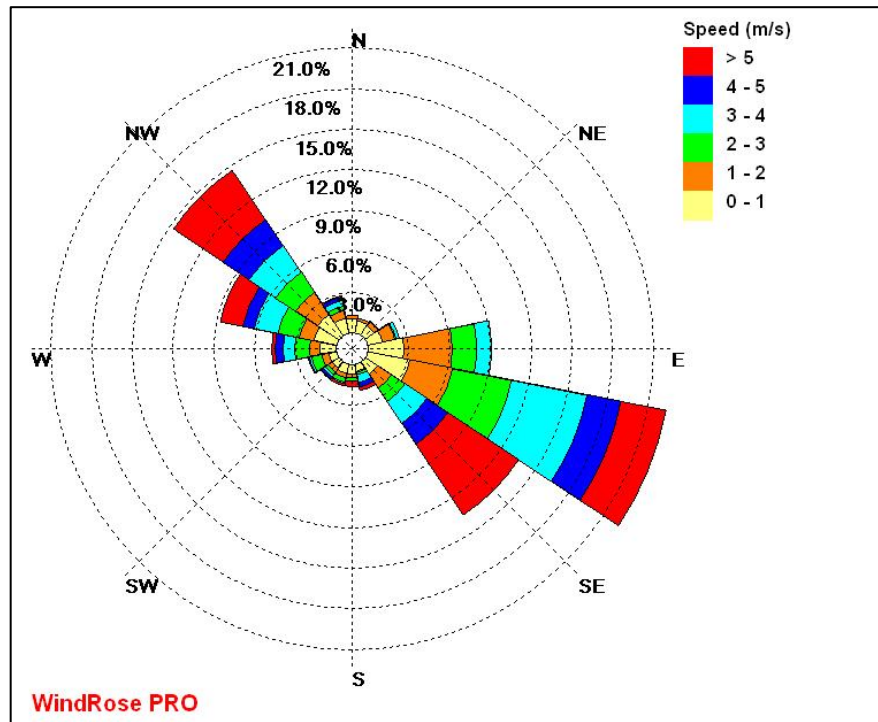
December 2010



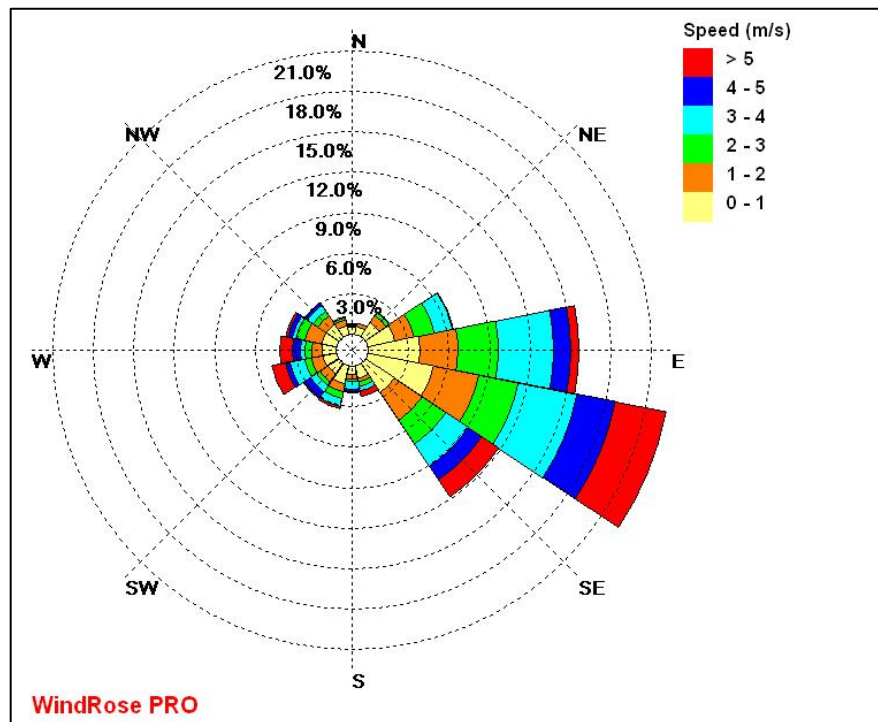
January 2011



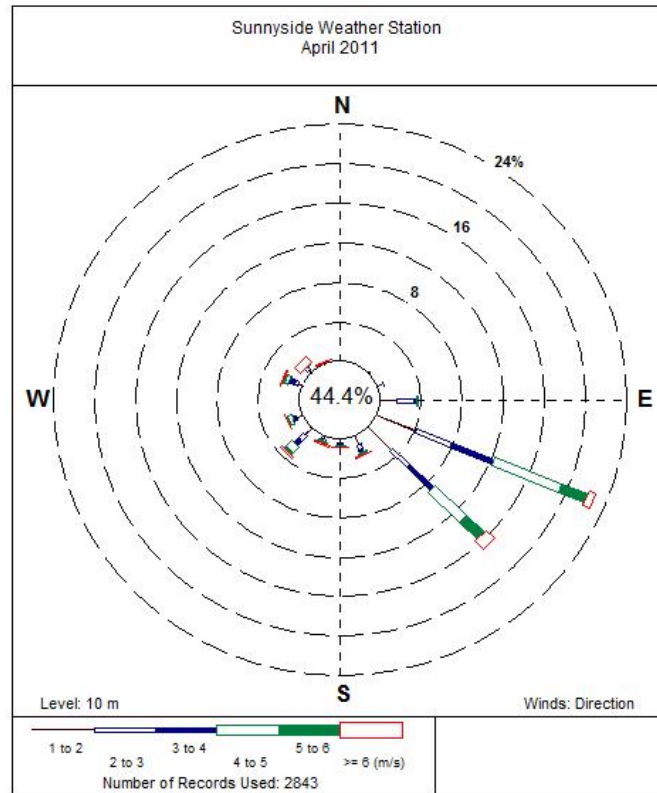
February 2011



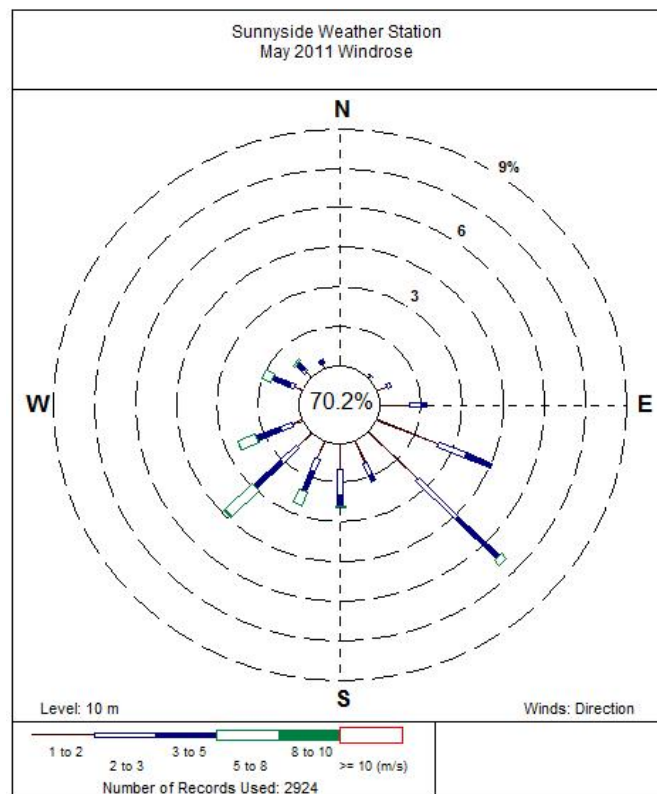
March 2011



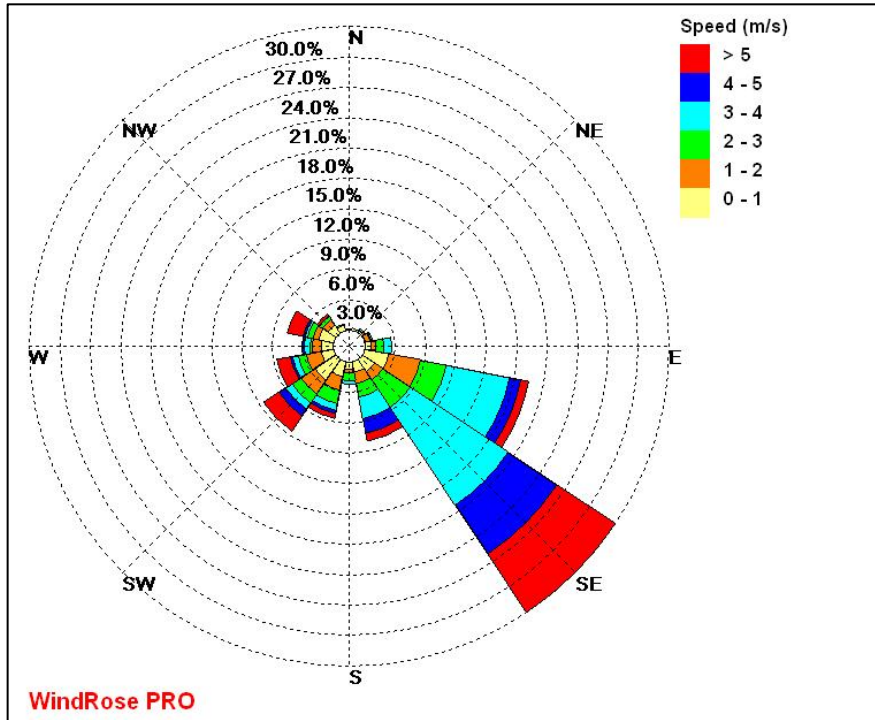
April 2011



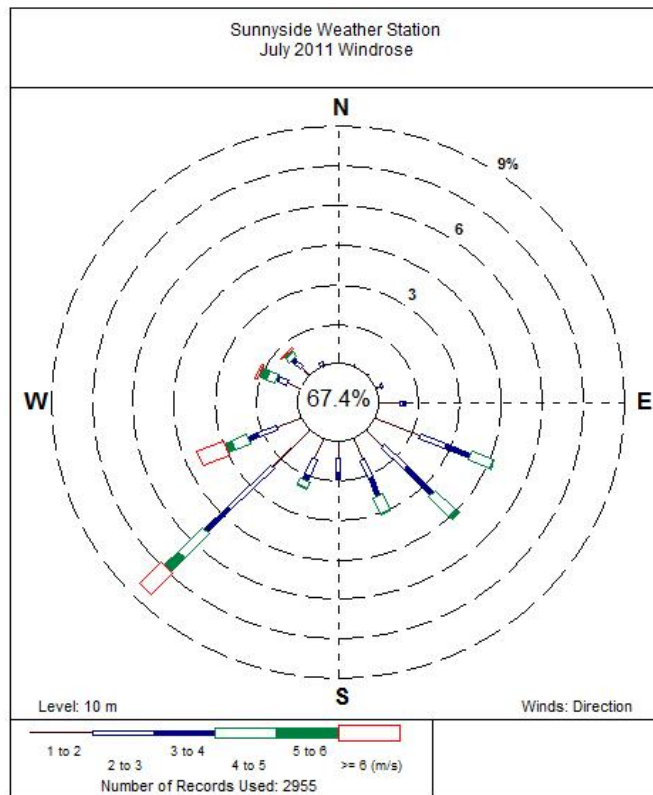
May 2011



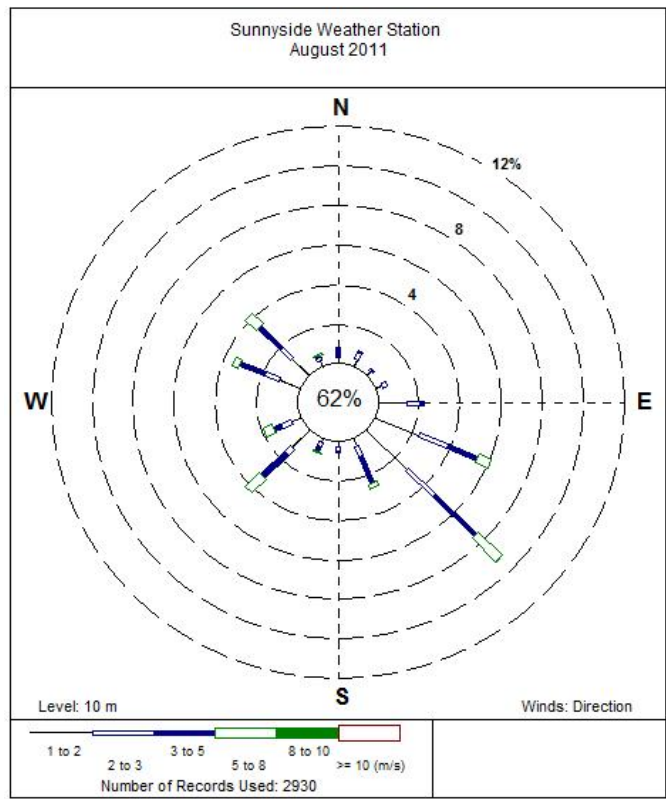
June 2011



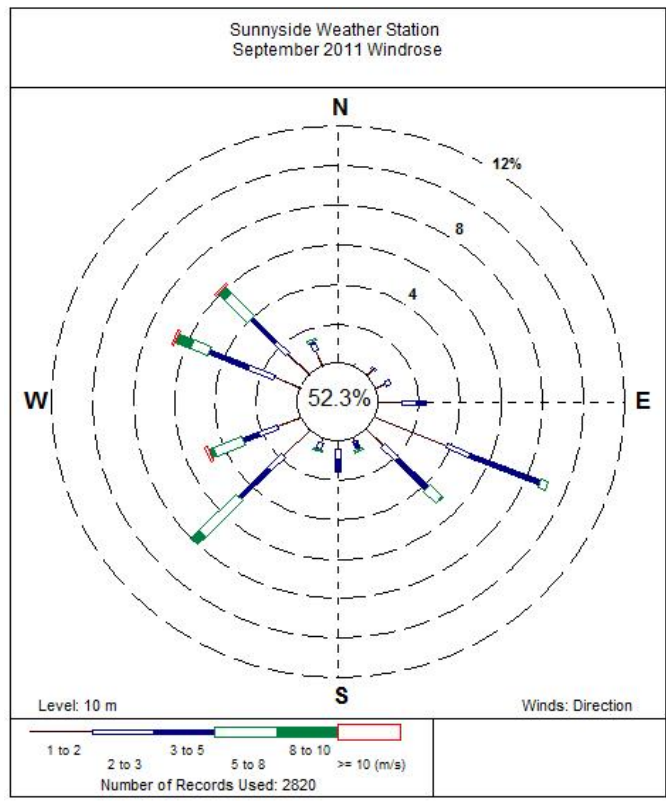
July 2011



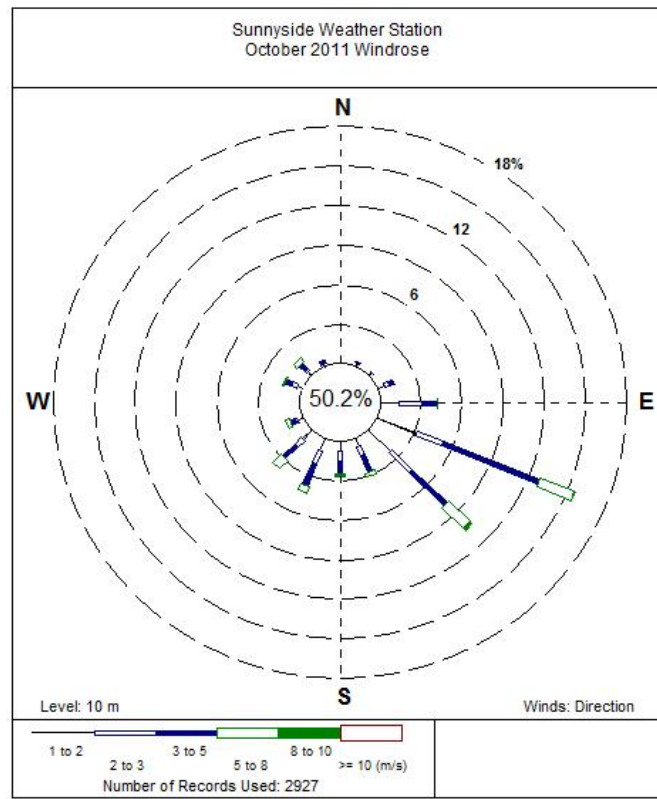
August 2011



September 2011



October 2011



November 2011

